




Romeo Outdoor C3 Pvc (71 cm) Panama

 F6468022 - Panama

Suspension luminaire for outdoor use providing direct and diffused light. External diffuser obtained from braided colored PVC tubes, internal frame in polyester-painted aluminum tubes. Inner diffuser in opal-colored, vacuum-formed polycarbonate which is removable for bulb change without the use of tools. Diffuser support in anodized die-cast aluminum alloy, liquid grey painted. Die-cast aluminum alloy ceiling fitting with polished finish. Injection-molded polycarbonate (PC) cover rose. 316L stainless steel pole – polished.

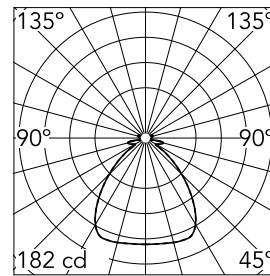
In order to obtain good weather resistance, all the painted details have undergone a chemical conversion treatment for enhanced corrosion resistance.

Main specifications

Number of heads	1
Power (W)	250
Mountings	Ceiling
Environment	Outdoor wet location

Optical

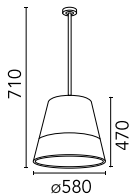
Lighting type	Direct
Light distribution	Symmetric
Optical type	Diffused light
Beam angle (°)	78
Beam angle C90-270 (°)	78



Beam Angle DIR: 92°

h(m)	E(lx)	D(m)
1	182	2.07
2	46	4.15
3	20	6.22
4	11	8.29
5	7	10.36

Luminous flux luminaire
2400 lm



Electrical

Frequency (Hz)	50/60
Voltage (V)	220-240
Lamp holder	E27
Emergency	Without
Insulation class	I

Physical

Color	Panama
Orientation	Fixed
Weight (kg)	5.9

Note

Light source not included. HSGS E27: 1x250W or 1 LED: 21W - 2450 lm - 3000K

We recommend using a connection system with a degree of protection greater than or equal to the degree of protection of the luminaire.

