



Yama ø 150 mm h 170 mm

■ 531031.18 - Deep Brown

Cylindrical luminaire for installation on ceiling – surface mounted.

Configuration: extruded aluminium structure with die-cast aluminium fixing base and frame EN AB-47100 alloy (low copper content). Glass diffuser: transparent or textured with silkscreen border, fixed to the aluminium body through a robotic gluing system.

Double layer coating for high resistance to corrosion: the aluminium components are painted with a double coat using powders that are compliant with QUALICOAT standards: a first layer of epoxy powder (with excellent chemical and mechanical resistance) and a second finishing layer of polyester powder (resistant to UV rays and atmospheric agents). The entire painting process of the aluminium fitting starts from components that have been sandblasted in advance to make the surface more porous and increase the adherence of the paint. Ares effects alkaline and acid washing to clean the surfaces completely, then rinses with demineralised water to remove any residue particles, subsequently a chemical conversion treatment is done to protect against rusting.

Protection rating: IP65

In compliance with EN 60598-1 standards

Class of insulation: I, Ø60:II

Installation: Ø60mm is equipped with one cable holder (5mm<Ø<9mm cables); H170-300mm: wiring through two rubber cable holders (5mm<Ø<9mm cables). Outdoor use requires suitable flexible cables assuring the watertightness of the cable holder.

During the installation and the maintenance of the fixtures it is important to be careful and avoid damages on the paint coating.

Damages on the coating exposed to outdoor conditions or water, could cause corrosion.

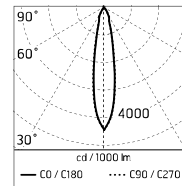
Chemical substances affect the anticorrosion covering protection.

Main specifications

Power (W)	22	Mountings	Ceiling
System power (W)	24	Environment	Outdoor
CCT (K)	3000K		
CRI	80		
Net lumen (lm)	1659		

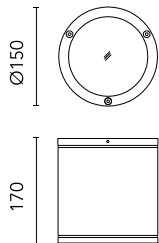
Optical

Lighting type	Direct
LED type	LED array
Light distribution	Symmetric
Optical type	Medium



m	lux	
	Max	Med
1.00	7460	4698
2.00	1865	1174
3.00	829	522
4.00	466	294
5.00	298	188

$\alpha = 10.0^\circ + 10.0^\circ$ $\beta = 10.0^\circ + 10.0^\circ$




Electrical

Frequency (Hz)	50-60	Insulation class	I
Voltage (V)	220-230		
Dimmable	No		
Driver type	Not dimmable		
Emergency	Without		

Physical

Color	Deep Brown
--------------	------------

Yama ø 150 mm h 170 mm



SPD (Surge Protection Device)

237