



## Yama ø 110 mm h 300 mm Dimmable 1-10V

□ 531012-310.1 - White

Cylindrical luminaire for installation on ceiling – surface mounted.

Configuration: extruded aluminium structure with die-cast aluminium fixing base and frame EN AB-47100 alloy (low copper content). Glass diffuser: transparent or textured with silkscreen border, fixed to the aluminium body through a robotic gluing system.

Double layer coating for high resistance to corrosion: the aluminium components are painted with a double coat using powders that are compliant with QUALICOAT standards: a first layer of epoxy powder (with excellent chemical and mechanical resistance) and a second finishing layer of polyester powder (resistant to UV rays and atmospheric agents). The entire painting process of the aluminium fitting starts from components that have been sandblasted in advance to make the surface more porous and increase the adherence of the paint. Ares effects alkaline and acid washing to clean the surfaces completely, then rinses with demineralised water to remove any residue particles, subsequently a chemical conversion treatment is done to protect against rusting.

Protection rating: IP65

In compliance with EN 60598-1 standards

Class of insulation: I, Ø60:II

Installation: Ø60mm is equipped with one cable holder (5mm<Ø<9mm cables); H170-300mm: wiring through two rubber cable holders (5mm<Ø<9mm cables). Outdoor use requires suitable flexible cables assuring the watertightness of the cable holder.

During the installation and the maintenance of the fixtures it is important to be careful and avoid damages on the paint coating.

Damages on the coating exposed to outdoor conditions or water, could cause corrosion.

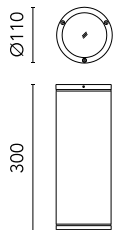
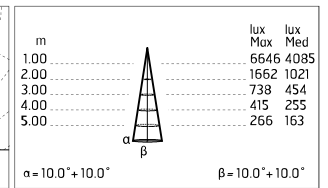
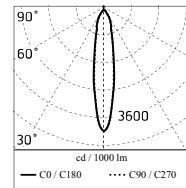
Chemical substances affect the anticorrosion covering protection.

### Main specifications

|                         |       |                    |         |
|-------------------------|-------|--------------------|---------|
| <b>Power (W)</b>        | 12    | <b>Mountings</b>   | Ceiling |
| <b>System power (W)</b> | 15    | <b>Environment</b> | Outdoor |
| <b>CCT (K)</b>          | 3000K |                    |         |
| <b>CRI</b>              | 80    |                    |         |
| <b>Net lumen (lm)</b>   | 1564  |                    |         |

### Optical

|                           |           |
|---------------------------|-----------|
| <b>Lighting type</b>      | Direct    |
| <b>LED type</b>           | LED array |
| <b>Light distribution</b> | Symmetric |
| <b>Optical type</b>       | Medium    |



### Electrical

|                       |                           |                         |   |
|-----------------------|---------------------------|-------------------------|---|
| <b>Frequency (Hz)</b> | 50-60                     | <b>Insulation class</b> | I |
| <b>Voltage (V)</b>    | 220-240                   |                         |   |
| <b>Dimmable</b>       | Yes                       |                         |   |
| <b>Driver type</b>    | Electronic dimmable 1-10V |                         |   |
| <b>Emergency</b>      | Without                   |                         |   |

### Physical

|              |       |
|--------------|-------|
| <b>Color</b> | White |
|--------------|-------|

## Yama ø 110 mm h 300 mm Dimmable 1-10V



---

SPD (Surge Protection Device)  
237