

## Vincenza h 200 mm Inground Base

■ 10819696.3 - Anthracite

Bollard light.

Configuration: die-cast aluminium structure, EN AB-47100 alloy (low copper content). Extruded aluminium stem. Plastic diffuser: sandblasted

Double layer coating for high resistance to corrosion: the aluminium components are painted with a double coat using powders which are compliant with QUALICOAT standards: a first layer of epoxy powder (with excellent chemical and mechanical resistance) and a second finishing layer of polyester powder (resistant to UV rays and atmospheric agents). The entire painting process of the aluminium fitting starts from components which have been sandblasted in advance to make the surface more porous and increase the adherence of the paint. Ares effects alkaline and acid washing to clean the surfaces completely, then rinses with demineralised water to remove any residue particles, subsequently a chemical conversion treatment is done to protect against rusting.

Protection rating: IP65 (with base) or IP67 (in-ground)

In compliance with EN 60598-1 standards

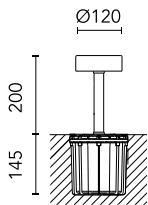
Class of insulation: mains: I; low voltage: III

Installation: version with base: wiring through one M16 cable gland. Direct fixation with bolts to a concrete surface or in a concrete basement; version in-ground: wiring through two M16 cable glands. For a better stability, we recommend to concrete the root of the pole. Outdoor use requires suitable flexible cables assuring the watertightness of the cable gland.

During the installation and the maintenance of the fixtures it is important to be careful and avoid damages on the paint coating.

Damages on the coating exposed to outdoor conditions or water, could cause corrosion.

Chemical substances affect the anticorrosion covering protection.

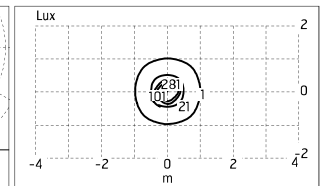
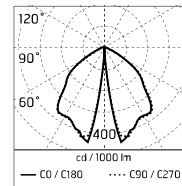


### Main specifications

<b>Power (W)</b>	6.4	<b>Mountings</b>	Pole
<b>System power (W)</b>	7.9	<b>Environment</b>	Outdoor
<b>CCT (K)</b>	4000K		
<b>CRI</b>	80		
<b>Net lumen (lm)</b>	380		

### Optical

<b>Lighting type</b>	Direct
<b>LED type</b>	Power LED
<b>Light distribution</b>	Symmetric
<b>Optical type</b>	Diffused light



### Electrical

<b>Frequency (Hz)</b>	50-60	<b>Insulation class</b>	I
<b>Voltage (V)</b>	24		
<b>Dimmable</b>	No		
<b>Driver type</b>	Not dimmable		
<b>Emergency</b>	Without		

### Physical

<b>Color</b>	Anthracite
--------------	------------

## Vincenza h 200 mm Inground Base



---

Power Supply 10W 110+240Vac/24Vdc  
Ip67  
175



---

Power Supply 50W 120+240V/24Vdc  
Ip67  
155



---

Power Supply 70W 220+240V/24Vdc  
Ip67  
110