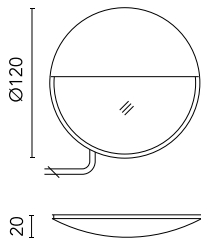


## Trixie Round

■ 526005.6 - Grey



Slim rectangular or round luminaire for installation on wall – surface or recessed.  
 Configuration: die-cast aluminium structure, EN AB-47100 alloy (low copper content). Moulded transparent polycarbonate emitting unit (rectangular) or transparent polyurethane resin filling (round) and polished aluminium reflector fixed by double-sided technical tape.

Double layer coating for high resistance to corrosion: the aluminium components are painted with a double coat using powders which are compliant with QUALICOAT standards: a first layer of epoxy powder (with excellent chemical and mechanical resistance) and a second finishing layer of polyester powder (resistant to UV rays and atmospheric agents). The entire painting process of the aluminium fitting starts from components which have been sandblasted in advance to make the surface more porous and increase the adherence of the paint. Ares effects alkaline and acid washing to clean the surfaces completely, then rinses with demineralised water to remove any residue particles, subsequently a chemical conversion treatment is done to protect against rusting.

Protection rating: IP65

In compliance with EN 60598-1 standards

Class of insulation: III

Installation: the luminaire is equipped with a piece of cable for an easy-to-make connection. 24V feeding: power supply installed in a remote position; 230V feeding: power supply located behind the luminaire into the recessed box for installation (to be ordered separately). Outdoor use requires suitable flexible cables.

We recommend the use of a connection system with a protection degree greater than or equal to the protection degree of the luminaire.

During the installation and the maintenance of the fixtures it is important to be careful and avoid damages on the paint coating.

Damages on the coating exposed to outdoor conditions or water, could cause corrosion.

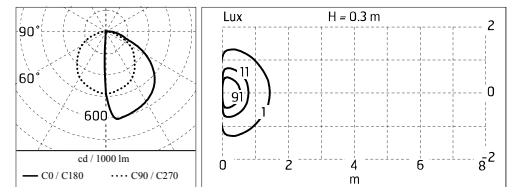
Chemical substances affect the anticorrosion covering protection.

### Main specifications

<b>Power (W)</b>	1.5	<b>Mountings</b>	Wall recessed, Wall surface
<b>System power (W)</b>	1.9	<b>Environment</b>	Outdoor
<b>CCT (K)</b>	2700K		
<b>CRI</b>	80		
<b>Net lumen (lm)</b>	66		

### Optical

<b>Lighting type</b>	Direct
<b>LED type</b>	Power LED
<b>Light distribution</b>	Asymmetric
<b>Optical type</b>	Wide flood



### Electrical

<b>Frequency (Hz)</b>	50-60
<b>Dimmable</b>	Yes
<b>Driver type</b>	Electronic dimmable
<b>Emergency</b>	Without
<b>Insulation class</b>	III

### Physical

<b>Color</b>	Grey
--------------	------


## Trixie Round



Box for Installation  
Alfa/Beta/Gamma/Trixie/Trixie Round  
105



Power Supply 8W 100+240Vac/24Vdc  
350mA Ip20  
150



Power Supply 100+240Vac/ 8W at  
24Vdc/ 6W at 350mA Ip65  
106



Power Supply 10W 110+240Vac/24Vdc  
Ip20  
87



Power Supply 10W 110+240Vac/24Vdc  
Ip67  
175



Power Supply 17W 110+240V/24Vdc  
Ip20  
144



Power Supply 17W 110+240V/24Vdc  
Ip67  
176



Power Supply Dali 20W  
110+240V/24Vdc Ip67  
252



Power Supply 20W 220+240V/24Vdc  
Ip67  
147



---

Power Supply 50W 120+240V/24Vdc  
Ip67  
155



---

Power Supply 70W 220+240V/24Vdc  
Ip67  
110



---

Power Supply 96W 120+277V/24Vdc  
Ip67  
156