




Romeo Outdoor C3 Pvc (71 cm) Panama

 F6468022 - Panama

Suspension luminaire for outdoor use providing direct and diffused light. External diffuser obtained from braided colored PVC tubes, internal frame in polyester-painted aluminum tubes. Inner diffuser in opal-colored, vacuum-formed polycarbonate which is removable for bulb change without the use of tools. Diffuser support in anodized die-cast aluminum alloy, liquid grey painted. Die-cast aluminum alloy ceiling fitting with polished finish. Injection-molded polycarbonate (PC) cover rose. 316L stainless steel pole – polished.

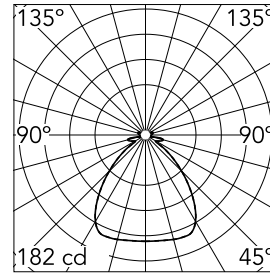
In order to obtain good weather resistance, all the painted details have undergone a chemical conversion treatment for enhanced corrosion resistance.

Main specifications

Mountings	Ceiling surface
Environment	Outdoor

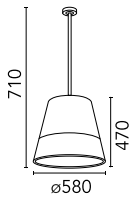
Optical

Lighting type	Direct
Light distribution	Symmetric
Optical type	Diffused light
Beam angle (°)	78
Beam angle C90-270 (°)	78



Beam Angle DIR: 92°		
h(m)	E(lx)	D(m)
1	182	2.07
2	46	4.15
3	20	6.22
4	11	8.29
5	7	10.36

Luminous flux luminaire
2400 lm



Electrical

Frequency (Hz)	50-60
Voltage (V)	220-240
Emergency	Without
Insulation class	I

Physical

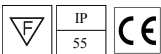
Color	Panama
Orientation	Fixed
Weight (kg)	7.3

Note

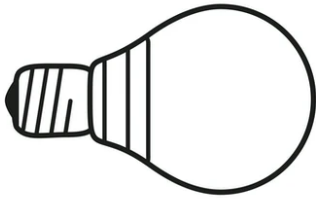
Light source not included. HSGS E27: 1x250W or 1 LED: 21W - 2450 lm - 3000K

We recommend using a connection system with a degree of protection greater than or equal to the degree of protection of the luminaire.

Certification / Marking



Romeo Outdoor C3 Pvc (71 cm) Panama



LED 21W E27 2452lm 3000K [e] cod.

RF26998 Dimmable

RF26998