

Rho Cover 180 Wall

517062.0 - Inox

Round luminaire for installation on wall, ceiling or ground – recessed.

Configuration: turned aluminium body (EN AW-6060 alloy) with 15 micron anodizing for high resistance to corrosion. AISI 316L cap, open frame and cover. Diffuser: polycarbonate or methacrylate transparent or sandblasted (see the catalogue pages for reference).

Double layer coating for high resistance to corrosion: the aluminium components are painted with a double coat using powders which are compliant with QUALICOAT standards: a first layer of epoxy powder (with excellent chemical and mechanical resistance) and a second finishing layer of polyester powder (resistant to UV rays and atmospheric agents). The entire painting process of the aluminium fitting starts from components which have been sandblasted in advance to make the surface more porous and increase the adherence of the paint. Ares effects alkaline and acid washing to clean the surfaces completely, then rinses with demineralised water to remove any residue particles, subsequently a chemical conversion treatment is done to protect against rusting.

Protection rating: IP67

In compliance with EN 60598-1 standards

Class of insulation: III

Installation: the luminaire is equipped with a piece of cable for an easy-to-make connection. In-ground version: the cable is integrated with an H2O STOP device. Rho is equipped with a dc/dc highly efficient resin-coated converter that removes electromagnetic interference and is protected against polarity reversal and sudden voltage peak.

Outdoor use requires suitable flexible cables. Installation in solid surfaces requires a dedicated box for installation to be purchased separately, installation in panels is only possible with the version with springs. It is important to provide for the in-ground version a >200mm gravel layer or a drain system (for concrete surfaces) to ensure good drainage and to avoid water stagnation.

Parallel wiring

We recommend the use of a connection system with a protection degree greater than or equal to the protection degree of the luminaire.

During the installation and the maintenance of the fixtures it is important to be careful and avoid damages on the paint coating.

Damages on the coating exposed to outdoor conditions or water, could cause corrosion.

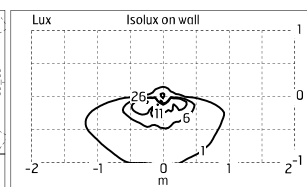
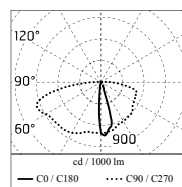
Chemical substances affect the anticorrosion covering protection.

Main specifications

Power (W)	1.6	Mountings	Wall surface
System power (W)	2.3	Environment	Outdoor wet location
CCT (K)	4000K		
CRI	80		
Net lumen (lm)	42		

Optical

Lighting type	Direct
LED type	Power LED
Light distribution	Asymmetric
Optical type	Wide flood



Electrical

Frequency (Hz)	50-60	Insulation class	III
Voltage (V)	12-24		
Dimmable	No		
Driver type	Non Dimmable		
Emergency	Without		

Physical

Color	Inox
--------------	------

Note

Dimmable version on request

Rho Cover 180 Wall



Power Supply 70W 220÷240V/24Vdc
Ip67
110

2 Way Terminal Block 2 Poles Ip68 H2O
Stop
269


Power Supply 20W 220÷240V/24Vdc
Ip67
147



Power Supply 50W 120÷240V/24Vdc
Ip67
155

Power Supply 10W 110÷240Vac/24Vdc
Ip20
87

Power Supply 10W 110÷240Vac/24Vdc
Ip67
175



Power Supply 8W 100÷240Vac/24Vdc
350mA Ip20
150

Power Supply 100÷240Vac/ 8W at
24Vdc/ 6W at 350mA Ip65
106

Box for Installation Rho
169