



## Real Matter Brushed steel

■ F5980056 - Brushed Steel

Outdoor recessed wall-mounted luminaire with LED light source.


Body made of AISI 316L stainless steel treated with the PVD process (Physical Vapour Deposition). With this innovative treatment, after the surface is polished or brushed according to the choice of finish, the surfaces of the Real Matter are coated with a thin film of metal such as zirconium and titanium. Combining with the steel on the molecular level, these increase the resistance to both mechanical and atmospheric agents, allowing elegant, durable finishes to be created.

UV-stabilized polycarbonate diffuser.

Remote 24-V power supply sold separately.

The fixture is supplied with a 200-mm cable and IP connection kit.

Plasterboard installation using supplied springs (plasterboard thickness 5–20 mm)

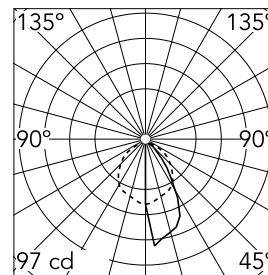


### Main specifications

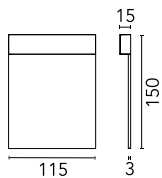
<b>Lamp category</b>	LED	<b>Mountings</b>	Recessed trim
<b>Power (W)</b>	3	<b>Environment</b>	Outdoor wet location
<b>CCT (K)</b>	2700K		
<b>CRI</b>	80		
<b>Net lumen (lm)</b>	74		

### Optical

<b>Lighting type</b>	Direct
<b>LED type</b>	Power LED
<b>Light distribution</b>	Asymmetric
<b>Optical type</b>	Asymmetric
<b>Beam angle (°)</b>	80
<b>Beam angle C90-270 (°)</b>	30



Luminous flux luminaire  
85 lm



### Electrical

<b>Frequency (Hz)</b>	50-60	<b>Emergency</b>	Without
<b>Voltage (V)</b>	24	<b>Insulation class</b>	III
<b>Dimmable</b>	Yes		
<b>Driver</b>	Remote excluded		
<b>Driver type</b>	Non Dimmable, Dimmable 1-10V, Dimmable DALI 1		

### Physical

<b>Color</b>	Brushed Steel
<b>Orientation</b>	Fixed
<b>Weight (kg)</b>	0.60

### Note

We recommend using a connection system with a degree of protection greater than or equal to the degree of protection of the luminaire.

During the installation and the maintenance of the fixtures it is important to be careful and avoid damages on the coating.

For LED fixtures, there is evidence that most of the damages are connected to electrical effects related to the insulations, which cause destructive electrical discharges

These effects are frequently caused by:

- over voltage coming from the mains' network where fixture is connected.
- electrostatic discharge (ESD) coming from the environment.

The use of a protective device against the overvoltage on the electrical installation is warmly suggest this helps to reduce the intensity of some of these phenomenon and prevent irreversible damages. The selection of the type of device to be used must be adjust on the electrical plant.




## Real Matter Brushed steel



Power supply 24Vdc 20W / 220- 240V  
IP67 Class II selv. Non Dimmable  
RF25752



Power supply 24V 10W /110-240V IP20  
Class II selv. Non Dimmable  
RF25747



Power supply 24V 8W / 110-240V IP65  
Class II selv. Non Dimmable  
RF25748



Power supply 24Vdc 50W / 120-240V  
IP67 Class II selv. Non Dimmable  
RF25755



Power supply 24Vdc 100W / 120-240V  
IP67 Class II selv. Non Dimmable  
RF25756



Power supply 24Vdc 70W / 220-240V  
IP67 Class II selv. Non Dimmable  
RF25749



Power supply 24Vdc 17W / 110-240V  
(15W@110V) IP20 Class II selv.  
Dimmable 1-10V  
RF25750



Power supply 24Vdc 20W / 110-240Vdc  
(15W@110V) IP67 Class II selv.  
Dimmable DALI  
RF26387