

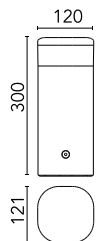
## Pointbreak Bollard 2 - 300

■ F023F3AB030 - Black

Collection of outdoor bollards with an exclusive design and LED light source, characterized by a patented high-performance optics. The unique squircle shape is available in two sizes and three heights. The body structure comes in extruded aluminum, the head of the luminaire in cast aluminum, and the diffuser is made of transparent, UV-stabilized polycarbonate with scratch-resistant surface treatment. The optics integrated in the head allows an asymmetric, downward radial light emission that, combined with an aluminum reflector painted in absolute black, avoids indirect reflections in compliance with current light pollution laws. Available in different finishes with a double layer of powder coating and chemical conversion surface treatment to ensure high resistance against corrosion.

LED light source included. Integrated 220-240V ON/OFF and 1-10V/DALI dimmable electrical power. Equipped with a neoprene outlet cable and 2-way anti-condensation IP68 H2O Stop gasket. The luminaire may be easily installed on any type of floor with anchors. The anchoring plate for installation on flooring to be concreted must be ordered separately.

110V version upon request.

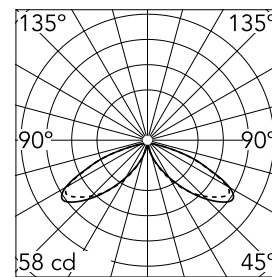


### Main specifications

<b>Number of heads</b>	1	<b>Net lumen (lm)</b>	624
<b>Lamp category</b>	LED	<b>Mountings</b>	Ground
<b>Power (W)</b>	12.5		
<b>CCT (K)</b>	3000K		
<b>CRI</b>	80		

### Optical

<b>Lighting type</b>	Direct
<b>LED type</b>	Power LED
<b>Light distribution</b>	Asymmetric
<b>Optical type</b>	Asymmetric
<b>Beam angle (°)</b>	34
<b>Beam angle C90-270 (°)</b>	106



<b>Beam Angle:</b>	34°		
<b>h(m)</b>	<b>E(lx)</b>	<b>D(m)</b>	
1	58	2.12	
2	15	4.24	
3	6	6.36	
4	4	8.48	
5	2	10.60	

Luminous flux luminaire  
624 lm

### Electrical

<b>Frequency (Hz)</b>	50-60	<b>Emergency</b>	Without
<b>Voltage (V)</b>	220-240	<b>Insulation class</b>	I
<b>Dimmable</b>	Yes		
<b>Driver</b>	Integrated		
<b>Driver type</b>	Dimmable 1-10V		

### Physical

<b>Color</b>	Black
<b>Orientation</b>	Fixed
<b>Weight (kg)</b>	2.7
<b>Length (mm)</b>	121

### Note

During the installation and the maintenance of the fixtures it is important to be careful and avoid damages on the paint coating.

Damages on the coating exposed to outdoor conditions or water, could cause corrosion.

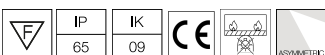
Chemical substances affect the anticorrosion covering protection.

For LED fixtures, there is evidence that most of the damages are connected to electrical effects related to the insulations, which cause destructive electrical discharges

These effects are frequently caused by:

- over voltage coming from the mains' network where fixture is connected.
- electrostatic discharge (ESD) coming from the environment.

The use of a protective device against the overvoltage on the electrical installation is warmly suggest this helps to reduce the intensity of some of these phenomenon and prevent irreversible damages. The selection of the type of device to be used must be adjust on the electrical plant.



## Pointbreak Bollard 2 - 300



---

Base plate with bolt  
F023Z060000