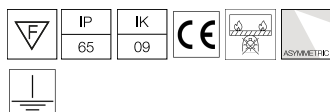
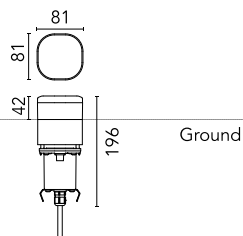


Pointbreak Balisage 1 - 40

■ F023B3AA030 - Black



Collection of partially-recessed outdoor luminaires with an exclusive design and LED light source, characterized by a patented high-performance optics. The unique squircle shape is available in two sizes and three heights. The body structure comes in extruded aluminum, the head of the luminaire in cast aluminum, and the diffuser is made of transparent, UV-stabilized polycarbonate with scratch-resistant surface treatment. The optics integrated in the head allows an asymmetric, downward radial light emission that, combined with an aluminum reflector painted in absolute black, avoids indirect reflections in compliance with current light pollution laws. Available in different finishes with a double layer of powder coating and chemical conversion surface treatment to ensure high resistance against corrosion. Patented anticorrosive treatment (ACT) for the part fitted into the ground.

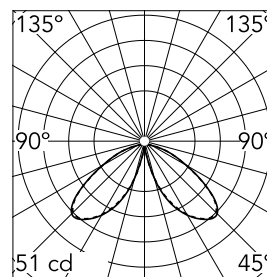
LED light source included. Integrated 220-240V ON/OFF and 1-10V/DALI dimmable electrical power. Equipped with a neoprene outlet cable and 2-way anti-condensation IP68 H2O Stop gasket. Luminaire must be installed with mandatory box for installation, ordered separately. 110V version upon request.

Main specifications

Number of heads	1	Net lumen (lm)	285
Lamp category	LED	Mountings	Semirecessed
Power (W)	5.6		
CCT (K)	3000K		
CRI	80		

Optical

Lighting type	Direct
LED type	Power LED
Light distribution	Asymmetric
Optical type	Asymmetric
Beam angle (°)	42
Beam angle C90-270 (°)	100



Luminous flux luminaire
285 lm

Beam Angle:		42°
<u>h(m)</u>	<u>E(lx)</u>	<u>D(m)</u>
1	51	1.52
2	13	3.05
3	6	4.57
4	3	6.09
5	2	7.62

Electrical

Frequency (Hz)	50-60	Emergency	Without
Voltage (V)	220-240	Insulation class	I
Dimmable	No		
Driver	Integrated		
Driver type	Non Dimmable		

Physical

Color	Black
Orientation	Fixed
Recessed depth (mm)	154
Weight (kg)	1
Length (mm)	81

Note

During the installation and the maintenance of the fixtures it is important to be careful and avoid damages on the paint coating.

Damages on the coating exposed to outdoor conditions or water, could cause corrosion.

Chemical substances affect the anticorrosion covering protection.

For LED fixtures, there is evidence that most of the damages are connected to electrical effects related to the insulations, which cause destructive electrical discharges

These effects are frequently caused by:

- over voltage coming from the mains' network where fixture is connected.
- electrostatic discharge (ESD) coming from the environment.

The use of a protective device against the overvoltage on the electrical installation is warmly suggest this helps to reduce the intensity of some of these phenomenon and prevent irreversible damages. The selection of the type of device to be used must be adjust on the electrical plant.

Pointbreak Balisage 1 - 40



Box for ground installation
F023Z020000