

Paolina Power Led Transparent Glass

8922812.1 - White



Luminaire for installation on wall or on ceiling – surface mounted.

Configuration: die-cast aluminium structure, EN AB-47100 alloy (low copper content). Glass diffuser: transparent or sandblasted, fixed to the aluminium frame through a robotic gluing system.

Double layer coating for high resistance to corrosion: the aluminium components are painted with a double coat using powders that are compliant with QUALICOAT standards: a first layer of epoxy powder (with excellent chemical and mechanical resistance) and a second finishing layer of polyester powder (resistant to UV rays and atmospheric agents). The entire painting process of the aluminium fitting starts from components that have been sandblasted in advance to make the surface more porous and increase the adherence of the paint. Ares effects alkaline and acid washing to clean the surfaces completely, then rinses with demineralised water to remove any residue particles, subsequently a chemical conversion treatment is done to protect against rusting.

Protection rating: IP65

In compliance with EN 60598-1 standards

Class of insulation: I

Installation: Paolina: wiring through a PG9 nickel-plated brass cable gland (3,5mm\varnothing<math>< 8\text{mm}</math> cables); Paola: wiring through two M16 plastic cable glands (4,5mm\varnothing<math>< 10\text{mm}</math> cables). Outdoor use requires suitable flexible cables assuring the watertightness of the cable gland.

During the installation and the maintenance of the fixtures it is important to be careful and avoid damages on the paint coating.

Damages on the coating exposed to outdoor conditions or water, could cause corrosion.

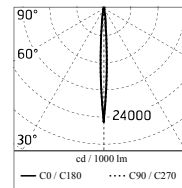
Chemical substances affect the anticorrosion covering protection.

Main specifications

| | | | |
|-------------------------|-------|--------------------|--------------------------|
| Power (W) | 9.9 | Mountings | Ceiling and wall surface |
| System power (W) | 12 | Environment | Outdoor |
| CCT (K) | 4000K | | |
| CRI | 80 | | |
| Net lumen (lm) | 939 | | |

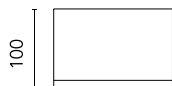
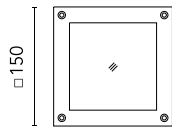
Optical

| | |
|---------------------------|-----------|
| Lighting type | Direct |
| LED type | Power LED |
| Light distribution | Symmetric |
| Optical type | Spot |



| m | lux Max | lux Med |
|------|---------|---------|
| 1.00 | 27580 | 16270 |
| 2.00 | 6895 | 4068 |
| 3.00 | 3064 | 1808 |
| 4.00 | 1724 | 1017 |
| 5.00 | 1103 | 651 |

$\alpha = 4.0^\circ + 4.0^\circ$ $\beta = 4.0^\circ + 4.0^\circ$



Electrical

| | | | |
|-----------------------|--------------|-------------------------|---|
| Frequency (Hz) | 50-60 | Insulation class | I |
| Voltage (V) | 220-240 | | |
| Dimmable | No | | |
| Driver type | Not dimmable | | |
| Emergency | Without | | |

Physical

| | |
|--------------|-------|
| Color | White |
|--------------|-------|

Paolina Power Led Transparent Glass



SPD (Surge Protection Device)
237