

Pan

While stocks last

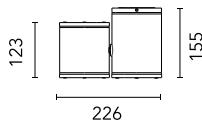
504008.1 - White



Spotlight for installation on wall, ceiling and floor or as a bollard light.
 Configuration: die-cast aluminium frame and cap, EN AB-47100 alloy (low copper content) and extruded aluminium structure/pole. Glass diffuser: transparent, fixed to the aluminium structure through a robotic gluing system. The wiring unit is fixed to the installation surface and is fully adjustable on the vertical axis, while the mitting unit is fixed to the wiring unit and has a +/- 135° rotation on the horizontal axis.
 Double layer coating for high resistance to corrosion: the aluminium components are painted with a double coat using powders which are compliant with QUALICOAT standards: a first layer of epoxy powder (with excellent chemical and mechanical resistance) and a second finishing layer of polyester powder (resistant to UV rays and atmospheric agents). The entire painting process of the aluminium fitting starts from components which have been sand-blasted in advance to make the surface more porous and increase the adherence of the paint. Ares effects alkaline and acid washing to clean the surfaces completely, then rinses with demineralised water to remove any residue particles, subsequently a chemical conversion treatment is done to protect against rusting.
 Protection rating: IP65
 In compliance with EN60598-1 standards
 Class of insulation: I
 Installation: wiring through two cable holders (5mm<math>\lt; \lt;/math> cable) and a quick connect terminal block. We recommend installation on a concrete basement or surface, directly with bolts or through a dedicated fixing plate (to be ordered separately). Outdoor use requires suitable flexible cables assuring the watertightness of the cable gland.
 During the installation and the maintenance of the fixtures it is important to be careful and avoid damages on the paint coating.
 Damages on the coating exposed to outdoor conditions or water, could cause corrosion.
 Chemical substances affect the anticorrosion covering protection.

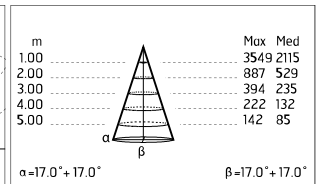
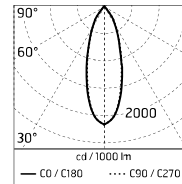
Main specifications

Power (W)	12	Mountings	Ceiling, Ground, Wall surface
System power (W)	15	Environment	Outdoor wet location
CCT (K)	4000K		
CRI	80		
Net lumen (lm)	1628		



Optical

Lighting type Direct
LED type LED array
Light distribution Symmetric
Optical type Medium



Electrical

Frequency (Hz)	50-60	Insulation class	I
Voltage (V)	220-240		
Dimmable	No		
Driver type	Non Dimmable		
Emergency	Without		

Physical

Color White

Pan



SPD (Surge Protection Device)
237