

Outgraze 50 RGBW L.600 Black

■ F021MWKJ030 - Black



Luminaire for outdoor use for installation on the wall or ceiling with LED light source.
 Central body in extruded aluminum, end cap in die-cast aluminum.
 Optics made with constant pitch between the lenses to offer a homogeneous luminous flux even in case of multiple lamps installed in a continuous line.
 High resistance external coating applied with a double layer of epoxy powders in accordance with the QUALICOAT standard. The first layer of epoxy powder gives chemical and mechanical resistance, the second finishing layer of polyester powder ensures resistance to UV rays and atmospheric agents.
 The painted surfaces are treated with alkaline and acidic washes, then rinsed with demineralized water, subjected to a chemical conversion treatment to protect against oxidation.
 Diffuser in sandblasted glass, screen-printed and glued to ensure a watertight seal.
 The installation of the product requires use of steel brackets, to be ordered separately.
 Intergrated 120/240V power supply and DMX-RDM interface.

Main specifications

Lamp category	LED
Power (W)	24
Mountings	Ceiling and wall surface
Environment	Outdoor wet location

Optical

Lighting type	Direct	Beam angle C90-270	50
LED type	Power LED	(°)	
Light distribution	Symmetric		
Optical type	Flood		
Beam angle (°)	50		

Electrical

Frequency (Hz)	50-60	Emergency	Without
Voltage (V)	120-240	Insulation class	I
Dimmable	Yes		
Driver	Integrated		
Driver type	Dimmable DMX		

Physical

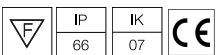
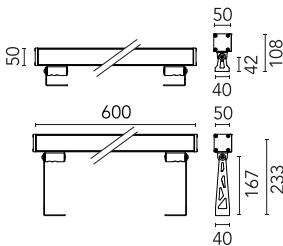
Color	Black
Orientation	Adjustable
Weight (kg)	2.55

Note

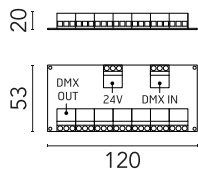
We recommend using a connection system with a degree of protection greater than or equal to the degree of protection of the luminaire.
 During the installation and the maintenance of the fixtures it is important to be careful and avoid damages on the paint coating.
 Damages on the coating exposed to outdoor conditions or water, could cause corrosion.
 Chemical substances affect the anticorrosion covering protection.
 For LED fixtures, there is evidence that most of the damages are connected to electrical effects related to the insulations, which cause destructive electrical discharges
 These effects are frequently caused by:

- over voltage coming from the mains' network where fixture is connected.
- electrostatic discharge (ESD) coming from the environment.

The use of a protective device against the overvoltage on the electrical installation is warmly suggest this helps to reduce the intensity of some of these phenomenon and prevent irreversible damages. The selection of the type of device to be used must be adjust on the electrical plant.



Outgraze 50 RGBW L.600 Black



DMX splitter 512
F990B13A000

DMX controller; stand-alone/pc interface.
F990B11A000

DMX cable – shielded twisted pair with 110 Ohm constant impedance
F990B12A000



Power supply 24V 10W /110-240V IP20
Class II selv. Non Dimmable
RF25747

3/4 way terminal block 4 poles IP68
H2O stop. (ø5,5÷12mm cable)
F990C010000

2 way terminal block 4 poles IP68 H20
stop. (ø5,5÷12mm cable)
F990C00A000



DMX controller; dimmer switch for recessed box (60mm hole centres)
F990B10A000

4 way junction box 5 poles IP68 (6-14 mm cables)
F990C030000

One pair of long brackets L 200 mm.
Black
F1204030



One pair of short brackets L 80 mm.

Black

F1203030