

Outgraze 50 L 900 mm Tunable White DALI Deep Brown

■ F021QTLD018 - Deep Brown



Luminaire for outdoor use for installation on the wall or ceiling with LED light source.

Central body in extruded aluminum, end cap in die-cast aluminum.

Optics made with constant pitch between the lenses to offer a homogeneous luminous flux even in case of multiple lamps installed in a continuous line.

High resistance external coating applied with a double layer of epoxy powders in accordance with the QUALICOAT standard. The first layer of epoxy powder gives chemical and mechanical resistance, the second finishing layer of polyester powder ensures resistance to UV rays and atmospheric agents.

The painted surfaces are treated with alkaline and acidic washes, then rinsed with demineralized water, subjected to a chemical conversion treatment to protect against oxidation.

Diffuser in sandblasted glass, screen-printed and glued to ensure a watertight seal.

The installation of the product requires use of steel brackets, to be ordered separately.

120/240V DALI intergrated power supply.

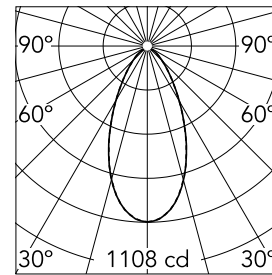
Continuous Line In/Out H2O Stop Version: prewired H2O Stop Plug&Play connectors for an easy in line connection (connecting accessory to be ordered separately).

Main specifications

Lamp category	LED	Mountings	Ceiling and wall surface
Power (W)	18.50	Environment	Outdoor wet location
CCT (K)	2700K		
CRI	80		
Net lumen (lm)	1082		

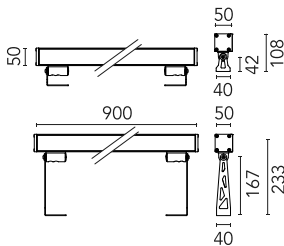
Optical

Lighting type	Direct
LED type	Power LED
Light distribution	Symmetric
Optical type	Flood
Beam angle (°)	50
Beam angle C90-270 (°)	50



Beam Angle:	50°		
	h(m)	E(lx)	D(m)
1	1108	0.94	
2	277	1.88	
3	123	2.82	
4	69	3.77	
5	44	4.71	

Luminous flux luminaire
1082 lm



Electrical

Frequency (Hz)	50-60	Emergency	Without
Voltage (V)	120-240	Insulation class	I
Dimmable	Yes		
Driver	Integrated		
Driver type	Dimmable DALI		
	1		

Physical

Color	Deep Brown
Orientation	Adjustable
Weight (kg)	3.30
Length (mm)	900

Note

We recommend using a connection system with a degree of protection greater than or equal to the degree of protection of the luminaire.

During the installation and the maintenance of the fixtures it is important to be careful and avoid damages on the paint coating.

Damages on the coating exposed to outdoor conditions or water, could cause corrosion.

Chemical substances affect the anticorrosion covering protection.

For LED fixtures, there is evidence that most of the damages are connected to electrical effects related to the insulations, which cause destructive electrical discharges


These effects are frequently caused by:

- over voltage coming from the mains' network where fixture is connected.
- electrostatic discharge (ESD) coming from the environment.

The use of a protective device against the overvoltage on the electrical installation is warmly suggest this helps to reduce the intensity of some of these phenomenon and prevent irreversible damages. The selection of the type of device to be used must be adjust on the electrical plant.



Outgraze 50 L 900 mm Tunable White DALI Deep Brown



Plug&play connector 5 poles
F021Z040000

4 way junction box 5 poles IP68 (6-14
mm cables)
F990C030000

One pair of long brackets L 200 mm.
Deep Brown
F1204018



One pair of short brackets L 80 mm.
Deep Brown
F1203018

Cap for panel (on the fixtures) plug
connector 4-5 poles
F021Z070000

Double 5-pole plug&play connector +
5-pole cable, 600 mm length.
F021Z050000



5-pole plug&play connector + 5-pole
cable, 5000 mm length.
F021Z060000