

## Outgraze 50 L 300 mm Non Dimmable Anthracite

■ F021A3EA033 - Anthracite

Luminaire for outdoor use for installation on the wall or ceiling with LED light source.

Central body in extruded aluminum, end cap in die-cast aluminum.

Optics made with constant pitch between the lenses to offer a homogeneous luminous flux even in case of multiple lamps installed in a continuous line.

High resistance external coating applied with a double layer of epoxy powders in accordance with the QUALICOAT standard. The first layer of epoxy powder gives chemical and mechanical resistance, the second finishing layer of polyester powder ensures resistance to UV rays and atmospheric agents.

The painted surfaces are treated with alkaline and acidic washes, then rinsed with demineralized water, subjected to a chemical conversion treatment to protect against oxidation.

Diffuser in extra clear transparent glass, and glued to ensure a watertight seal.

The installation of the product requires use of steel brackets, to be ordered separately.

Integrated 220/240V power supply.

Standard Version: 1000 mm length prewired cable (connecting accessory to be separately ordered).

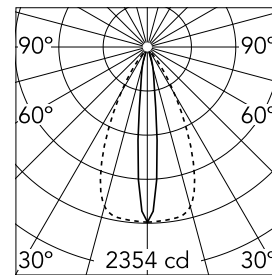


### Main specifications

<b>Lamp category</b>	LED	<b>Mountings</b>	Ceiling and wall surface
<b>Power (W)</b>	8	<b>Environment</b>	Outdoor wet location
<b>CCT (K)</b>	3000K		
<b>CRI</b>	80		
<b>Net lumen (lm)</b>	666		

### Optical

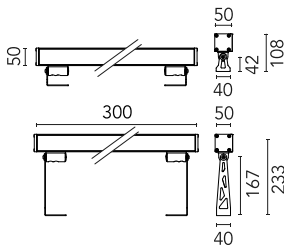
<b>Lighting type</b>	Direct
<b>LED type</b>	Power LED
<b>Light distribution</b>	Asymmetric
<b>Optical type</b>	Elliptical
<b>Beam angle (°)</b>	13
<b>Beam angle C90-270 (°)</b>	53



Beam Angle: 13°

h(m)	E(lx)	D(m)
1	2354	0.22
2	589	0.44
3	262	0.66
4	147	0.88
5	94	1.10

Luminous flux luminaire  
666 lm



### Electrical

<b>Frequency (Hz)</b>	50-60	<b>Emergency</b>	Without
<b>Voltage (V)</b>	220-240	<b>Insulation class</b>	I
<b>Dimmable</b>	No		
<b>Driver</b>	Integrated		
<b>Driver type</b>	Non Dimmable		

### Physical

<b>Color</b>	Anthracite
<b>Orientation</b>	Adjustable
<b>Length (mm)</b>	300

### Note

We recommend using a connection system with a degree of protection greater than or equal to the degree of protection of the luminaire.

During the installation and the maintenance of the fixtures it is important to be careful and avoid damages on the paint coating.

Damages on the coating exposed to outdoor conditions or water, could cause corrosion.

Chemical substances affect the anticorrosion covering protection.

For LED fixtures, there is evidence that most of the damages are connected to electrical effects related to the insulations, which cause destructive electrical discharges

These effects are frequently caused by:

- over voltage coming from the mains' network where fixture is connected.
- electrostatic discharge (ESD) coming from the environment.

The use of a protective device against the overvoltage on the electrical installation is warmly suggest this helps to reduce the intensity of some of these phenomenon and prevent irreversible damages. The selection of the type of device to be used must be adjust on the electrical plant.



## Outgraze 50 L 300 mm Non Dimmable Anthracite




---

3/4 way terminal block 4 poles IP68  
H2O stop. (ø5,5÷12mm cable)  
F990C010000



---

2 way terminal block 4 poles IP68 H2O  
stop. (ø5,5÷12mm cable)  
F990C00A000



---

One pair of long brackets L 200 mm.  
Anthracite  
F1204033



---

One pair of short brackets L 80 mm.  
Anthracite  
F1203033



---

4 way junction box 5 poles IP68 (6-14  
mm cables)  
F990C030000