

Outgraze 50 Easy L 600 mm Non Dimmable Forest Green

■ F021G4KA012 - Forest Green



Luminaire for outdoor use for installation on the wall or ceiling with LED light source.

Central body in extruded aluminum, end cap in die-cast aluminum.

Optics made with constant pitch between the lenses to offer a homogeneous luminous flux even in case of multiple lamps installed in a continuous line.

High resistance external coating applied with a double layer of epoxy powders in accordance with the QUALICOAT standard. The first layer of epoxy powder gives chemical and mechanical resistance, the second finishing layer of polyester powder ensures resistance to UV rays and atmospheric agents.

The painted surfaces are treated with alkaline and acidic washes, then rinsed with demineralized water, subjected to a chemical conversion treatment to protect against oxidation.

Diffuser in sandblasted glass, screen-printed and glued to ensure a watertight seal.

The installation of the product requires use of steel brackets, to be ordered separately.

Integrated 220/240V power supply.

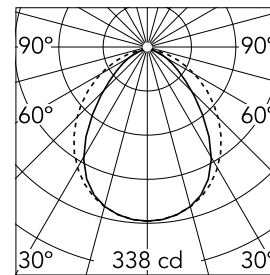
Standard Version: 1000 mm length prewired cable (connecting accessory to be separately ordered).

Main specifications

Lamp category	LED	Mountings	Ceiling and wall surface
Power (W)	14.50	Environment	Outdoor wet location
CCT (K)	4000K		
CRI	80		
Net lumen (lm)	728		

Optical

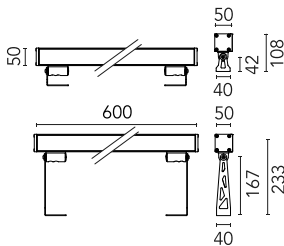
Lighting type	Direct
LED type	Power LED
Light distribution	Symmetric
Optical type	Diffused light
Beam angle (°)	90
Beam angle C90-270 (°)	90



Beam Angle: 80°

h(m)	E(lx)	D(m)
1	338	1.67
2	85	3.34
3	38	5.00
4	21	6.67
5	14	8.34

Luminous flux luminaire
728 lm



Electrical

Frequency (Hz)	50-60	Insulation class	I
Dimmable	No		
Driver	Integrated		
Driver type	Non Dimmable		
Emergency	Without		

Physical

Color	Forest Green
Orientation	Adjustable
Weight (kg)	1.65
Length (mm)	600

Note

We recommend using a connection system with a degree of protection greater than or equal to the degree of protection of the luminaire.

During the installation and the maintenance of the fixtures it is important to be careful and avoid damages on the paint coating.

Damages on the coating exposed to outdoor conditions or water, could cause corrosion.

Chemical substances affect the anticorrosion covering protection.

For LED fixtures, there is evidence that most of the damages are connected to electrical effects related to the insulations, which cause destructive electrical discharges

These effects are frequently caused by:

- over voltage coming from the mains' network where fixture is connected.
- electrostatic discharge (ESD) coming from the environment.


The use of a protective device against the overvoltage on the electrical installation is warmly suggest this helps to reduce the intensity of some of these phenomenon and prevent irreversible damages. The selection of the type of device to be used must be adjust on the electrical plant.



Outgraze 50 Easy L 600 mm Non Dimmable Forest Green



2 way terminal block 4 poles IP68 H2O stop. (ø5,5+12mm cable)
F990C00A000



One pair of long brackets L 200 mm.
Deep Brown
F1204018



One pair of short brackets L 80 mm.
Deep Brown
F1203018



4 way junction box 5 poles IP68 (6-14 mm cables)
F990C030000



3/4 way terminal block 4 poles IP68 H2O stop. (ø5,5+12mm cable)
F990C010000