

## Outgraze 35 L 1200 mm Anthracite

■ F020C48H033 - Anthracite



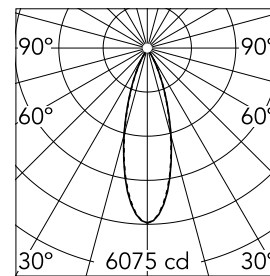
Luminaire for outdoor use for installation on the wall or ceiling with LED light source.  
 Central body in extruded aluminum, end cap in die-cast aluminum.  
 Optics made with constant pitch between the lenses to offer a homogeneous luminous flux even in case of multiple lamps installed in a continuous line.  
 High resistance external coating applied with a double layer of epoxy powders in accordance with the QUALICOAT standard. The first layer of epoxy powder gives chemical and mechanical resistance, the second finishing layer of polyester powder ensures resistance to UV rays and atmospheric agents.  
 The painted surfaces are treated with alkaline and acidic washes, then rinsed with demineralized water, subjected to a chemical conversion treatment to protect against oxidation.  
 Diffuser in extra clear transparent glass, and glued to ensure a watertight seal.  
 The installation of the product requires use of steel brackets, to be ordered separately.  
 48V remote power supply to be ordered separately. SMART version available upon request (power 14W - flux -50% lm).  
 Continuous Line In/Out H2O Stop Version: prewired H2O Stop Plug&Play connectors for an easy in line connection (connecting accessory to be ordered separately).

### Main specifications

<b>Lamp category</b>	LED	<b>Mountings</b>	Ceiling and wall surface
<b>Power (W)</b>	23	<b>Environment</b>	Outdoor wet location
<b>CCT (K)</b>	4000K		
<b>CRI</b>	80		
<b>Net lumen (lm)</b>	2216		

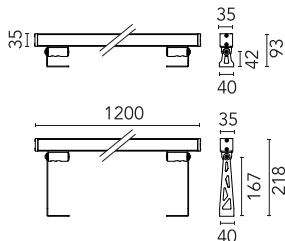
### Optical

<b>Lighting type</b>	Direct
<b>LED type</b>	Power LED
<b>Light distribution</b>	Symmetric
<b>Optical type</b>	Medium
<b>Beam angle (°)</b>	30
<b>Beam angle C90-270 (°)</b>	30



Beam Angle:	31°	
	h(m)	E(lx) D(m)
1	6075	0.56
2	1519	1.12
3	675	1.68
4	380	2.24
5	243	2.80

Luminous flux luminaire  
2216 lm



### Electrical

<b>Frequency (Hz)</b>	50-60	<b>Emergency</b>	Without
<b>Voltage (V)</b>	48	<b>Insulation class</b>	III
<b>Dimmable</b>	Yes		
<b>Driver</b>	Remote		
<b>Driver type</b>	Dimmable DALI PWM, Dimmable 1-10 PWM		

### Physical

<b>Color</b>	Anthracite
<b>Orientation</b>	Adjustable
<b>Weight (kg)</b>	2.90
<b>Length (mm)</b>	1200

### Note


We recommend using a connection system with a degree of protection greater than or equal to the degree of protection of the luminaire.  
 During the installation and the maintenance of the fixtures it is important to be careful and avoid damages on the paint coating.  
 Damages on the coating exposed to outdoor conditions or water, could cause corrosion.  
 Chemical substances affect the anticorrosion covering protection.  
 For LED fixtures, there is evidence that most of the damages are connected to electrical effects related to the insulations, which cause destructive electrical discharges  
 These effects are frequently caused by:

- over voltage coming from the mains' network where fixture is connected.
- electrostatic discharge (ESD) coming from the environment.

The use of a protective device against the overvoltage on the electrical installation is warmly suggest this helps to reduce the intensity of some of these phenomenon and prevent irreversible damages. The selection of the type of device to be used must be adjust on the electrical plant.



## Outgraze 35 L 1200 mm Anthracite



One pair of long brackets L 200 mm.  
Anthracite  
F1204033



One pair of short brackets L 80 mm.  
Anthracite  
F1203033



Power supply 48V 240W /110-240V  
single output DIN RAIL.  
RF25746



Double 4-pole plug&play connector +  
4-pole cable, 600 mm length.  
F021Z090000



Plug&play connector 4 poles  
F021Z010000



2 way terminal block 4 poles IP68 H20  
stop. (ø5,5÷12mm cable)  
F990C00A000



3/4 way terminal block 4 poles IP68  
H20 stop. (ø5,5÷12mm cable)  
F990C010000



1-10V PWM control interface 48Vdc  
120W IP20. Power supply not included  
F990B15A000



Power supply 48V 60W / 110-240V IP67  
Class II selv eq.  
RF25753



---

Cap for panel (on the fixtures) plug  
connector 4-5 poles  
F021Z070000



---

DALI PWM control interface 48Vdc  
120W IP20. Power supply not included  
F990B08A000



---

4-pole plug&play connector + 4-pole  
cable, 5000 mm length.  
F021Z100000