

Outgraze 35 Easy L 600 mm Black

■ F020G3KH030 - Black



Luminaire for outdoor use for installation on the wall or ceiling with LED light source.

Central body in extruded aluminum, end cap in die-cast aluminum.

Optics made with constant pitch between the lenses to offer a homogeneous luminous flux even in case of multiple lamps installed in a continuous line.

High resistance external coating applied with a double layer of epoxy powders in accordance with the QUALICOAT standard. The first layer of epoxy powder gives chemical and mechanical resistance, the second finishing layer of polyester powder ensures resistance to UV rays and atmospheric agents.

The painted surfaces are treated with alkaline and acidic washes, then rinsed with demineralized water, subjected to a chemical conversion treatment to protect against oxidation.

Diffuser in sandblasted glass, screen-printed and glued to ensure a watertight seal.

The installation of the product requires use of steel brackets, to be ordered separately.

24V remote power supply to be ordered separately. Dimmable PWM luminaires.

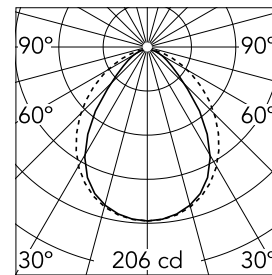
Standard Version: 1000 mm length prewired cable (connecting accessory to be separately ordered).

Main specifications

| | | | |
|-----------------------|-------|--------------------|--------------------------|
| Lamp category | LED | Mountings | Ceiling and wall surface |
| Power (W) | 9 | Environment | Outdoor wet location |
| CCT (K) | 3000K | | |
| CRI | 80 | | |
| Net lumen (lm) | 414 | | |

Optical

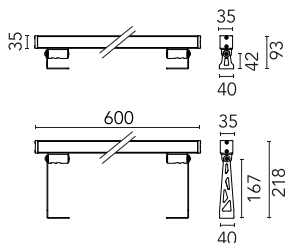
| | |
|-------------------------------|----------------|
| Lighting type | Direct |
| LED type | Power LED |
| Light distribution | Symmetric |
| Optical type | Diffused light |
| Beam angle (°) | 90 |
| Beam angle C90-270 (°) | 90 |



Beam Angle: 78°

| h(m) | E(lx) | D(m) |
|------|-------|------|
| 1 | 206 | 1.62 |
| 2 | 52 | 3.23 |
| 3 | 23 | 4.85 |
| 4 | 13 | 6.46 |
| 5 | 8 | 8.08 |

Luminous flux luminaire
414 lm



Electrical

| | | | |
|-----------------------|--|-------------------------|---------|
| Frequency (Hz) | 50-60 | Emergency | Without |
| Voltage (V) | 24 | Insulation class | III |
| Dimmable | Yes | | |
| Driver | Remote | | |
| Driver type | Dimmable DALI PWM, Dimmable 1-10 PWM | | |



Physical

| | |
|--------------------|------------|
| Color | Black |
| Orientation | Adjustable |
| Weight (kg) | 1.65 |
| Length (mm) | 600 |

Note

We recommend using a connection system with a degree of protection greater than or equal to the degree of protection of the luminaire.

During the installation and the maintenance of the fixtures it is important to be careful and avoid damages on the paint coating.

Damages on the coating exposed to outdoor conditions or water, could cause corrosion.

Chemical substances affect the anticorrosion covering protection.

For LED fixtures, there is evidence that most of the damages are connected to electrical effects related to the insulations, which cause destructive electrical discharges

These effects are frequently caused by:

- over voltage coming from the mains' network where fixture is connected.
- electrostatic discharge (ESD) coming from the environment.

The use of a protective device against the overvoltage on the electrical installation is warmly suggest this helps to reduce the intensity of some of these phenomenon and prevent irreversible damages. The selection of the type of device to be used must be adjust on the electrical plant.


Outgraze 35 Easy L 600 mm Black



3/4 way terminal block 4 poles IP68
H2O stop. (ø5,5÷12mm cable)
F990C010000



Power supply 24Vdc 100W / 120-240V
IP67 Class II selv. Non Dimmable
RF25756



One pair of long brackets L 200 mm.
Black
F1204030



2 way terminal block 4 poles IP68 H2O
stop. (ø5,5÷12mm cable)
F990C00A000



One pair of short brackets L 80 mm.
Black
F1203030



Power supply 24Vdc 50W / 120-240V
IP67 Class II selv. Non Dimmable
RF25755



Power supply 24Vdc 70W / 220-240V
IP67 Class II selv. Non Dimmable
RF25749



DALI PWM control interface 24Vdc
120W IP20. Power supply not included
F990B07A000



1-10V PWM control interface 24Vdc
120W IP20. Power supply not included
F990B14A000