

New Torcia Pole Top

■ 528009.12 - Forest Green

Cylindrical light for installation on wall or as a bollard light.

Configuration: stainless steel top disc, turned aluminium junction, extruded aluminium pole and die-cast aluminium base, EN AB-47100 alloy (low copper content). Polycarbonate diffuser: LED: opal; fluorescent: transparent with metal antiglare louvre.

Double layer coating for high resistance to corrosion: the aluminium components are painted with a double coat using powders which are compliant with QUALICOAT standards: a first layer of epoxy powder (with excellent chemical and mechanical resistance) and a second finishing layer of polyester powder (resistant to UV rays and atmospheric agents). The entire painting process of the aluminium fitting starts from components which have been sandblasted in advance to make the surface more porous and increase the adherence of the paint. Ares effects alkaline and acid washing to clean the surfaces completely, then rinses with demineralised water to remove any residue particles, subsequently a chemical conversion treatment is done to protect against rusting.

Protection rating: IP65

In compliance with EN 60598-1 standards

Class of insulation: I

Installation: the luminaire is equipped with a piece of cable with a 2-way connector for 3-conductor cables for an easy-to-make connection. New Torcia LED: direct connection to the mains. Outdoor use requires suitable flexible cables. Pole with base: direct fixation with bolts to a concrete surface or through a dedicated fixing plate (to be ordered separately) in a concrete basement; Pole in-ground: for a better stability, we recommend to concrete the root of the pole.

We recommend the use of a connection system with a protection degree greater than or equal to the protection degree of the luminaire.

During the installation and the maintenance of the fixtures it is important to be careful and avoid damages on the paint coating.

Damages on the coating exposed to outdoor conditions or water, could cause corrosion.

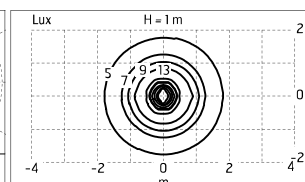
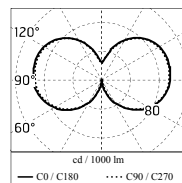
Chemical substances affect the anticorrosion covering protection.

Main specifications

Power (W)	8	Mountings	Pole
System power (W)	9	Environment	Outdoor
CCT (K)	4000K		
CRI	80		
Net lumen (lm)	665		

Optical

Lighting type	Direct
LED type	Power LED
Light distribution	Symmetric
Optical type	Diffused light




Electrical

Frequency (Hz)	50-60	Insulation class	I
Voltage (V)	220-230		
Dimmable	No		
Driver type	Not dimmable		
Emergency	Without		


Physical

Color	Forest Green
-------	--------------


New Torcia Pole Top




SPD (Surge Protection Device)
237



Pole New Torcia h 500 mm With Base
1505.12



Pole New Torcia h 900 mm With Base
1509.12




Pole New Torcia h 1200 mm With Base
1512.12



Pole New Torcia h 500(+300 In-ground)
mm Base
1605.12



Pole New Torcia h 900(+300 In-ground)
mm Base
1609.12



Pole New Torcia h 1200(+300 In-ground) mm Base
1612.12



Base Plate and Fixing Bolts Silvia/Mini
Silvia pole
21



High Resistance In-Ground Fixing Base
Zefiro/New Torcia
185.A