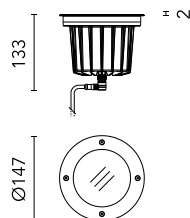


## Naboo 145 Cob Led

534056.0 - Inox



Round luminaire for installation in-ground – recessed.

Configuration: three sizes available. Die-cast aluminium structure and heat sink, EN AB-47100 alloy (low copper content). AISI 316L stainless steel outer frame. Glass diffuser: transparent with silkscreen border.

Double layer coating for high resistance to corrosion: the aluminium components are painted with a double coat using powders which are compliant with QUALICOAT standards: a first layer of epoxy powder (with excellent chemical and mechanical resistance) and a second finishing layer of polyester powder (resistant to UV rays and atmospheric agents). The entire painting process of the aluminium fitting starts from components which have been sandblasted in advance to make the surface more porous and increase the adherence of the paint. Ares effects alkaline and acid washing to clean the surfaces completely, then rinses with demineralised water to remove any residue particles, subsequently a chemical conversion treatment is done to protect against rusting.

Light Emission: Fully adjustable optic, different beams

Protection rating: IP67

In compliance with EN60598-1 standards

Class of insulation: II

Installation: the luminaire is equipped with a watertight M12 screw-connector providing optimal insulation against water ingress and quick connection to the power supply unit (supplied with the luminaire as a remote IP67 Kit with electronic power supply). The power supply unit is equipped with a piece of cable of 400mm with screw connector towards the luminaire and a piece of cable of 300mm to be used for wiring. Outdoor use requires suitable flexible cables. Installation requires a dedicated box to be ordered separately. It is important to provide a >300mm gravel layer or a drain system (for concrete surface) to ensure good drainage and to avoid water stagnation.

We recommend the use of a connection system with a protection degree greater than or equal to the protection degree of the luminaire.

During the installation and the maintenance of the fixtures it is important to be careful and avoid damages on the paint coating.

Damages on the coating exposed to outdoor conditions or water, could cause corrosion.

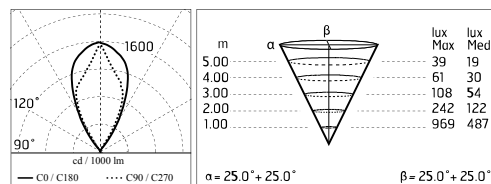
Chemical substances affect the anticorrosion covering protection.

### Main specifications

Power (W)	6	Mountings	Floor recessed
System power (W)	9	Environment	Outdoor
CCT (K)	2700K		
CRI	80		
Net lumen (lm)	545		

### Optical

Lighting type	Direct
LED type	LED array
Light distribution	Symmetric
Optical type	Flood



### Electrical

Frequency (Hz)	50-60	Insulation class	II
Voltage (V)	220-240		
Dimmable	No		
Driver type	Not dimmable		
Emergency	Without		

### Physical

Color	Inox
-------	------

### Note

Dimmable version on request

Naboo 145 Cob Led




Box for Installation Naboo 145  
188



3/4 Way Terminal Block 4 Poles Ip68  
H2O Stop  
215



2 Way Terminal Block 4 Poles Ip68 H2O  
Stop  
236



SPD (Surge Protection Device)  
237