



My Way 210x200 Dimmable DALI Black

■ F4357030-300 - Black

Luminaire for outdoor use for built-in installation on the wall with LED light source.

Aluminum die-cast body EN AB-47100 (low copper content).

High-resistance coating: after a sandblasting treatment of all components to make the surface porous and ensure a greater adhesion of the paint, the external coating is applied with a double layer with epoxy powders according to the QUALICOAT standard. The first layer of epoxy powder gives chemical and mechanical resistance, the second finishing layer of polyester powder ensures resistance to UV rays and atmospheric agents.

The painted surfaces are treated with alkaline and acidic washes, then rinsed with demineralized water, subjected to a chemical conversion treatment to protect against oxidation.

Frosted polycarbonate diffuser, UV-stabilised, glued to the head of the product to ensure a watertight seal.

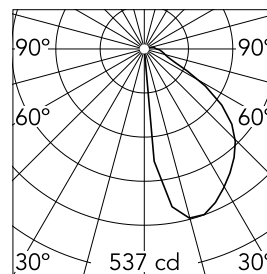
Integrated 220/240V power supply. Supplied with a double length in plastic material for 7.5<ø<9.5 mm section cables.

Main specifications

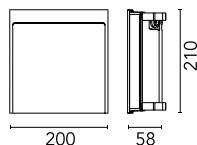

Lamp category	LED	Mountings	Wall recessed
Power (W)	13	Environment	Outdoor wet location
CCT (K)	3000K		
CRI	80		
Net lumen (lm)	777		

Optical

Lighting type	Direct
LED type	Power LED
Light distribution	Asymmetric
Optical type	Asymmetric
Beam angle (°)	50
Beam angle C90-270 (°)	85



Luminous flux luminaire
776 lm



Electrical

Frequency (Hz)	50-60	Emergency	Without
Voltage (V)	220-240	Insulation class	I
Dimmable	Yes		
Driver	Integrated		
Driver type	Dimmable DALI		
	1		

Physical

Color	Black
Orientation	Fixed
Weight (kg)	1.44

Note

We recommend using a connection system with a degree of protection greater than or equal to the degree of protection of the luminaire.

During the installation and the maintenance of the fixtures it is important to be careful and avoid damages on the paint coating.

Damages on the coating exposed to outdoor conditions or water, could cause corrosion.

Chemical substances affect the anticorrosion covering protection.

For LED fixtures, there is evidence that most of the damages are connected to electrical effects related to the insulations, which cause destructive electrical discharges

These effects are frequently caused by:

- over voltage coming from the mains' network where fixture is connected.
- electrostatic discharge (ESD) coming from the environment.


The use of a protective device against the overvoltage on the electrical installation is warmly suggest this helps to reduce the intensity of some of these phenomenon and prevent irreversible damages. The selection of the type of device to be used must be adjust on the electrical plant.



My Way 210x200 Dimmable DALI Black



Box for installation
F4303000



S.P.D. (SURGE PROTECTION DEVICE)
F990E00A000



2 way terminal block 4 poles IP68 H20
stop. (ø5,5÷12mm cable)
F990C00A000