

My Way 110x200 Non Dimmable Grey

■ F4355006 - Grey



Luminaire for outdoor use for built-in installation on the wall with LED light source.


Aluminum die-cast body EN AB-47100 (low copper content).

High-resistance coating: after a sandblasting treatment of all components to make the surface porous and ensure a greater adhesion of the paint, the external coating is applied with a double layer with epoxy powders according to the QUALICOAT standard. The first layer of epoxy powder gives chemical and mechanical resistance, the second finishing layer of polyester powder ensures resistance to UV rays and atmospheric agents.

The painted surfaces are treated with alkaline and acidic washes, then rinsed with demineralized water, subjected to a chemical conversion treatment to protect against oxidation.

Frosted polycarbonate diffuser, UV-stabilised, glued to the head of the product to ensure a watertight seal.

Integrated 220/240V power supply. Supplied with a 120 mm length outgoing neoprene cable and IP67 cable connection system.

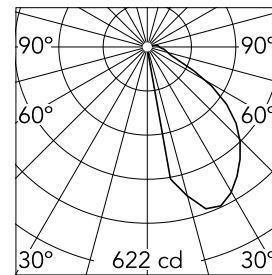


Main specifications

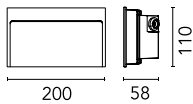
Lamp category	LED	Mountings	Wall recessed
Power (W)	13	Environment	Outdoor wet location
CCT (K)	4000K		
CRI	80		
Net lumen (lm)	801		

Optical

Lighting type	Direct
LED type	Power LED
Light distribution	Asymmetric
Optical type	Asymmetric
Beam angle (°)	50
Beam angle C90-270 (°)	88



Luminous flux luminaire
800 lm



Electrical

Frequency (Hz)	50-60	Emergency	Without
Voltage (V)	220-240	Insulation class	I
Dimmable	No		
Driver	Integrated		
Driver type	Non Dimmable		

Physical

Color	Grey
Orientation	Fixed
Weight (kg)	0.95

Note

We recommend using a connection system with a degree of protection greater than or equal to the degree of protection of the luminaire.

During the installation and the maintenance of the fixtures it is important to be careful and avoid damages on the paint coating.

Damages on the coating exposed to outdoor conditions or water, could cause corrosion.

Chemical substances affect the anticorrosion covering protection.

For LED fixtures, there is evidence that most of the damages are connected to electrical effects related to the insulations, which cause destructive electrical discharges

These effects are frequently caused by:

- over voltage coming from the mains' network where fixture is connected.
- electrostatic discharge (ESD) coming from the environment.

The use of a protective device against the overvoltage on the electrical installation is warmly suggest this helps to reduce the intensity of some of these phenomenon and prevent irreversible damages. The selection of the type of device to be used must be adjust on the electrical plant.



My Way 110x200 Non Dimmable Grey



S.P.D. (SURGE PROTECTION DEVICE)
F990E00A000

2 way terminal block 4 poles IP68 H20
stop. (ø5,5÷12mm cable)
F990C00A000

Box for installation
F4302000