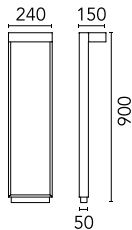


Mile Bollard 2 900 Mono

New

□ F015K21A001 - White



Collection of outdoor lighting units with a rigorous, minimal design and LED light source. May be combined with the wall versions in the same collection.

Single- and dual-direction bollards are available in two heights and two sizes based on the light source and required intensity. The rigid frame is made of extruded aluminium without visible screws, and the base raises it above the ground for quick, simple installation.

Available in different finishes with a double layer of powder coating according to the QUALICOAT standard. The first layer of epoxy powder confers chemical and mechanical resistance. The second layer, a polyester powder finish, ensures resistance to UV rays and corrosive atmospheric agents. The painted surfaces are treated with alkaline and acid washes, rinsed with demineralized water, and subjected to chemical conversion treatment to protect against rust.

The anchoring hardware is made of AISI 316L stainless steel.

The diffuser is made of transparent, UV-stabilized polycarbonate.

The asymmetric reflecting screen is made of very pure aluminium that has been oxidized and shined. It holds the LED light source in a recessed position to reduce direct glare.

The Bollard versions may be easily installed on any flooring on the ground with anchors, or with the dedicated anchoring plate accessory to completely integrate the base of the product with the pavement.

LED light source included.

Integrated 220-240V ON/OFF and 1-10V or DALI dimmable electrical power.

Equipped with a length of neoprene cable and an IP68 2-way anti-condensation H2O stop seal system. The device may be installed on any flooring with anchors. Anchoring plate for installation on flooring laid over concrete sold separately.

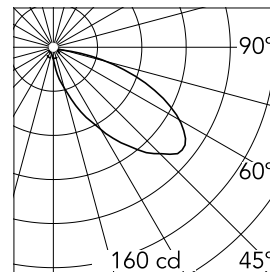
110V version upon request.

Main specifications

Lamp category	LED	Mountings	Ground
Power (W)	7.8	Environment	Outdoor wet location
CCT (K)	2700K		
CRI	80		
Net lumen (lm)	603		

Optical

Lighting type	Direct
Light distribution	Asymmetric
Optical type	Asymmetric
Beam angle (°)	45
Beam angle C90-270 (°)	90



Beam Angle:	45°		
h(m)	E(lx)	D(m)	
1	160	2.68	
2	40	5.36	
3	18	8.04	
4	10	10.71	
5	6	13.39	

Luminous flux luminaire
503 lm

Electrical

Frequency (Hz)	50-60	Emergency	Without
Voltage (V)	220-240	Insulation class	I
Dimmable	No		
Driver	Integrated		
Driver type	Non Dimmable		

Physical

Color	White
Orientation	Fixed
Weight (kg)	4

Note

We recommend using a connection system with a degree of protection greater than or equal to the degree of protection of the luminaire.

During the installation and the maintenance of the fixtures it is important to be careful and avoid damages on the paint coating.

Damages on the coating exposed to outdoor conditions or water, could cause corrosion.

Chemical substances affect the anticorrosion covering protection.

For LED fixtures, there is evidence that most of the damages are connected to electrical effects related to the insulation, which cause destructive electrical discharges.


- electrostatic discharge (ESD) coming from the environment.

The use of a protective device against the overvoltage on the electrical installation is warmly suggest this helps to reduce the intensity of some of these phenomenon and prevent irreversible damages. The selection of the type of device to be used must be adjust on the electrical plant.

Mile Bollard 2 900 Mono



Base plate with bolt
F015Z010000



S.P.D. (SURGE PROTECTION DEVICE)
F990E00A000