

Leo 160 On Post Power Led Omnidirectional

123243118.4 - Black

Luminaire for installation on post – surface mounted.

Configuration: die-cast aluminium structure, EN AB-47100 alloy (low copper content), extruded aluminium post. Glass diffuser: transparent or sandblasted fixed to the structure through a robotic gluing system.

Double layer coating for high resistance to corrosion: the aluminium components are painted with a double coat using powders that are compliant with QUALICOAT standards: a first layer of epoxy powder (with excellent chemical and mechanical resistance) and a second finishing layer of polyester powder (resistant to UV rays and atmospheric agents). The entire painting process of the aluminium fitting starts from components that have been sandblasted in advance to make the surface more porous and increase the adherence of the paint. Ares effects alkaline and acid washing to clean the surfaces completely, then rinses with demineralised water to remove any residue particles, subsequently a chemical conversion treatment is done to protect against rusting.

Protection rating: IP65

In compliance with EN 60598-1 standards

Class of insulation: I

Installation: wiring through two cable holders (8mm<Ø<13mm cables). Outdoor use requires suitable flexible cables assuring the watertightness of the cable holder. For watertightness to be assured the use of a multicore cable is mandatory, the use of single unipolar cables is not allowed.

During the installation and the maintenance of the fixtures it is important to be careful and avoid damages on the paint coating.

Damages on the coating exposed to outdoor conditions or water, could cause corrosion.

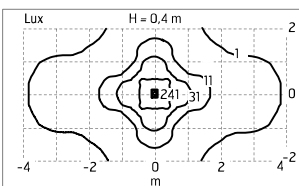
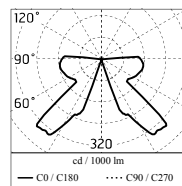
Chemical substances affect the anticorrosion covering protection.

Main specifications

| | | | |
|-------------------------|-------|--------------------|---------|
| Power (W) | 24.8 | Mountings | Pole |
| System power (W) | 28.6 | Environment | Outdoor |
| CCT (K) | 4000K | | |
| CRI | 80 | | |
| Net lumen (lm) | 4X240 | | |

Optical

| | |
|---------------------------|----------------|
| Lighting type | Direct |
| LED type | Power LED |
| Light distribution | Symmetric |
| Optical type | Diffused light |




Electrical

| | | | |
|-----------------------|--------------|-------------------------|---|
| Frequency (Hz) | 50-60 | Insulation class | I |
| Voltage (V) | 110-240 | | |
| Dimmable | No | | |
| Driver type | Not dimmable | | |
| Emergency | Without | | |

Physical

| | |
|--------------|-------|
| Color | Black |
|--------------|-------|

Leo 160 On Post Power Led Omnidirectional



SPD (Surge Protection Device)
237



Pole Leo 160 h 70 mm
12425.4



Pole Leo 160 h 330 mm
12455.4



Pole Leo 160 h 680 mm
12490.4



Base Plate and Fixing Bolts Leo 160
pole
131