



Landlord Ground Ø64 1 Beam Non Dimmable Stainless Steel

■ F004B33A005 - Stainless Steel


IP67 luminaries for ground recessed installation, powered 24V. Body in anodized, then resined aluminium, external ring in shot-peened stainless steel, encasing the entire control electronics. Head available in two sizes, ø49 mm, and ø64 mm, with frontal or grazing emission (one, two or four beams).

Frontal emission version are available with spot or medium optic, or with integrated non removable honeycomb, for maximum visual confort.

To be installed in its installation box.

24V remote power supply to be ordered separately.

Necessary box for installation, to be ordered separately.

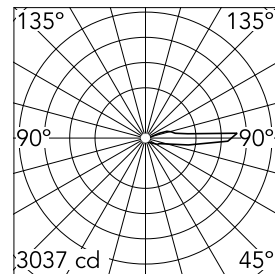


Main specifications

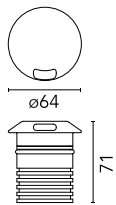
| | | | |
|-----------------------|-------|--------------------|--------------------------------|
| Lamp category | LED | Mountings | Ground recessed, Wall recessed |
| Power (W) | 3.40 | Environment | Outdoor wet location |
| CCT (K) | 3000K | | |
| CRI | 80 | | |
| Net lumen (lm) | 12 | | |

Optical

| | |
|-------------------------------|-----------|
| Lighting type | Direct |
| LED type | Power LED |
| Light distribution | Symmetric |
| Beam angle (°) | 14 |
| Beam angle C90-270 (°) | 14 |



Luminous flux luminaire
12 lm



Electrical

| | | | |
|-----------------------|-----------------|-------------------------|---------|
| Frequency (Hz) | 50-60 | Emergency | Without |
| Voltage (V) | 24 | Insulation class | III |
| Dimmable | No | | |
| Driver | Remote excluded | | |
| Driver type | Non Dimmable | | |

Physical

| | |
|--------------------|-----------------|
| Color | Stainless Steel |
| Orientation | Fixed |
| Weight (kg) | 0.35 |



Note

Carefully install and maintain the fixtures to avoid damaging the coating.

For LED fixtures, most problems are tied to electrical issues related to the insulation, which may cause destructive electrical discharges.

These are frequently caused by:

- power surges from the power network where fixture is connected.
- electrostatic discharge (ESD) from the environment.

We recommend installing a power-surge protection device on the fixture to reduce the intensity of these effects and prevent irreversible damages. The specific device should be chosen based on the electrical characteristics.

Landlord Ground Ø64 1 Beam Non Dimmable Stainless Steel



Power supply 24Vdc 70W / 220-240V
IP67 Class II selv. Non Dimmable
RF25749

Power supply 24V 8W / 110-240V IP65
Class II selv. Non Dimmable
RF25748

Power supply 24Vdc 50W / 120-240V
IP67 Class II selv. Non Dimmable
RF25755



2 way terminal block 2 poles IP68 H2O
stop. (Ø4÷6,9mm cable)
F990C050000

Power supply 24V 10W /110-240V IP20
Class II selv. Non Dimmable
RF25747

Power supply 24V 10W / 110-240V IP67
Class II selv._Non Dimmable
RF25757



Power supply 24V 8W / 110-240V IP20
Class II selv._Non Dimmable
RF25754

Box for installation
F004Z0K0000