

## Landlord Ground Ø49 4 Beam Non Dimmable Stainless Steel

■ F004A25A005 - Stainless Steel




IP67 luminaries for ground recessed installation, powered 24V. Body in anodized, then resined aluminium, external ring in shot-peened stainless steel, encasing the entire control electronics. Head available in two sizes, Ø49 mm, and Ø64 mm, with frontal or grazing emission (one, two or four beams).

Frontal emission version are available with spot or medium optic, or with integrated non removable honeycomb, for maximum visual confort.

To be installed in its installation box.

24V remote power supply to be ordered separately.

Necessary box for installation, to be ordered separately.

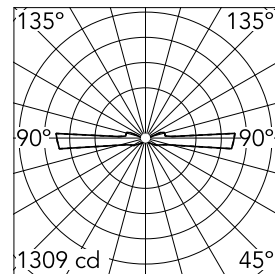


### Main specifications

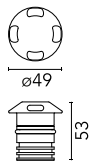
<b>Lamp category</b>	LED	<b>Mountings</b>	Ground recessed, Wall recessed
<b>Power (W)</b>	2.30	<b>Environment</b>	Outdoor wet location
<b>CCT (K)</b>	2700K		
<b>CRI</b>	80		
<b>Net lumen (lm)</b>	32		

### Optical

<b>Lighting type</b>	Direct
<b>LED type</b>	Power LED
<b>Light distribution</b>	Symmetric
<b>Beam angle (°)</b>	44
<b>Beam angle C90-270 (°)</b>	44



Luminous flux luminaire  
32 lm

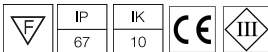


### Electrical

<b>Frequency (Hz)</b>	50-60	<b>Emergency</b>	Without
<b>Voltage (V)</b>	24	<b>Insulation class</b>	III
<b>Dimmable</b>	No		
<b>Driver</b>	Remote excluded		
<b>Driver type</b>	Non Dimmable		

### Physical

<b>Color</b>	Stainless Steel
<b>Orientation</b>	Fixed
<b>Weight (kg)</b>	0.30



### Note

Carefully install and maintain the fixtures to avoid damaging the coating.

For LED fixtures, most problems are tied to electrical issues related to the insulation, which may cause destructive electrical discharges.

These are frequently caused by:

- power surges from the power network where fixture is connected.
- electrostatic discharge (ESD) from the environment.

We recommend installing a power-surge protection device on the fixture to reduce the intensity of these effects and prevent irreversible damages. The specific device should be chosen based on the electrical characteristics.

## Landlord Ground Ø49 4 Beam Non Dimmable Stainless Steel



Power supply 24V 8W / 110-240V IP65  
Class II selv. Non Dimmable  
RF25748



Power supply 24Vdc 50W / 120-240V  
IP67 Class II selv. Non Dimmable  
RF25755



2 way terminal block 2 poles IP68 H2O  
stop. (Ø4÷6,9mm cable)  
F990C050000



Power supply 24V 10W / 110-240V IP20  
Class II selv. Non Dimmable  
RF25747



Power supply 24V 10W / 110-240V IP67  
Class II selv.\_Non Dimmable  
RF25757



Power supply 24V 8W / 110-240V IP20  
Class II selv.\_Non Dimmable  
RF25754



Box for installation  
F004Z0J0000



Power supply 24Vdc 70W / 220-240V  
IP67 Class II selv. Non Dimmable  
RF25749