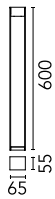


Klein Pro H 600 mm Non Dimmable Grey

■ F002A20A006.A - Grey



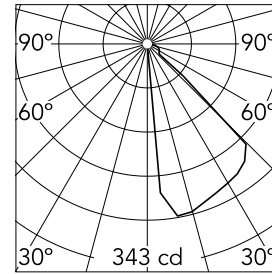
The body of Klein Pro bollard is made of extruded aluminium, base and diffuser in die-cast aluminium EN AB-47100 with a low copper content.
 High-resistance coating: the external coating is applied with a double layer with epoxy powders according to the QUALICOAT standard. The first layer of epoxy powder gives chemical and mechanical resistance, the second finishing layer of polyester powder ensures resistance.
 Also available in anodized finishes.
 Klein Pro is compatible with existing "Klein" fixing plate.
 220-240V power supply integrated. Solid surface or ground installation accessories to be ordered separately.
 Each luminaire is equipped with 1000 mm length outgoing cable and a wiring kit.

Main specifications

| | | | |
|-----------------------|-------|--------------------|----------------------|
| Lamp category | LED | Mountings | Ground |
| Power (W) | 8.40 | Environment | Outdoor wet location |
| CCT (K) | 2700K | | |
| CRI | 80 | | |
| Net lumen (lm) | 294 | | |

Optical

| | |
|-------------------------------|------------|
| Lighting type | Direct |
| LED type | Power LED |
| Light distribution | Asymmetric |
| Optical type | Asymmetric |
| Beam angle (°) | 45 |
| Beam angle C90-270 (°) | 20 |



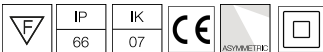
Luminous flux luminaire
294 lm

Electrical

| | | | |
|-----------------------|--------------|-------------------------|---------|
| Frequency (Hz) | 50-60 | Emergency | Without |
| Voltage (V) | 220-240 | Insulation class | II |
| Dimmable | No | | |
| Driver | Integrated | | |
| Driver type | Non Dimmable | | |

Physical

| | |
|--------------------|-------|
| Color | Grey |
| Orientation | Fixed |
| Weight (kg) | 1.25 |



Note

During the installation and the maintenance of the fixtures it is important to be careful and avoid damages on the paint coating.
 Damages on the coating exposed to outdoor conditions or water, could cause corrosion.
 Chemical substances affect the anticorrosion covering protection.
 For LED fixtures, there is evidence that most of the damages are connected to electrical effects related to the insulations, which cause destructive electrical discharges
 These effects are frequently caused by:

- over voltage coming from the mains' network where fixture is connected.
- electrostatic discharge (ESD) coming from the environment.

The use of a protective device against the overvoltage on the electrical installation is warmly suggest this helps to reduce the intensity of some of these phenomenon and prevent irreversible damages. The selection of the type of device to be used must be adjust on the electrical plant.

Klein Pro H 600 mm Non Dimmable Grey



Fixing base for solid surfaces Deep Brown
F002Z010018.A

Fixing base for solid surfaces Anthracite
F002Z010033.A

Fixing base for solid surfaces White
F002Z010001.A



Fixing base for solid surfaces Black
F002Z010030.A

Minimal Klein Pro ground fixation plate, 47x57xH160 mm
F002Z030000.A

Fixing base for solid surfaces Grey
F002Z010006.A



Anodized aestetical pole screen Anodized Gold
F002Z040073

Klein Pro base plate and fixing bolts 85x85xH160 mm
F002Z020000

Anodized aestetical pole screen Anodized Natural
F002Z040070



Anodized aestetical pole screen
Anodized Black
F002Z040071