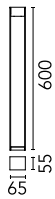


## Klein Pro H 600 mm Non Dimmable Anodized Natural

■ F002A41A070.A - Natural



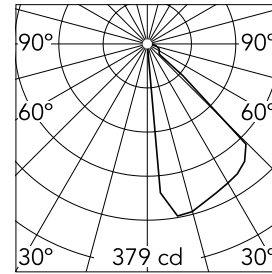
The body of Klein Pro bollard is made of extruded aluminium, base and diffuser in die-cast aluminium EN AB-47100 with a low copper content.  
 High-resistance coating: the external coating is applied with a double layer with epoxy powders according to the QUALICOAT standard. The first layer of epoxy powder gives chemical and mechanical resistance, the second finishing layer of polyester powder ensures resistance.  
 Also available in anodized finishes.  
 Klein Pro is compatible with existing "Klein" fixing plate.  
 220-240V power supply integrated. Solid surface or ground installation accessories to be ordered separately.  
 Each luminaire is equipped with 1000 mm length outgoing cable and a wiring kit.

### Main specifications

|                       |       |                    |                      |
|-----------------------|-------|--------------------|----------------------|
| <b>Lamp category</b>  | LED   | <b>Mountings</b>   | Ground               |
| <b>Power (W)</b>      | 11    | <b>Environment</b> | Outdoor wet location |
| <b>CCT (K)</b>        | 4000K |                    |                      |
| <b>CRI</b>            | 80    |                    |                      |
| <b>Net lumen (lm)</b> | 325   |                    |                      |

### Optical

|                               |            |
|-------------------------------|------------|
| <b>Lighting type</b>          | Direct     |
| <b>LED type</b>               | Power LED  |
| <b>Light distribution</b>     | Asymmetric |
| <b>Optical type</b>           | Asymmetric |
| <b>Beam angle (°)</b>         | 45         |
| <b>Beam angle C90-270 (°)</b> | 20         |



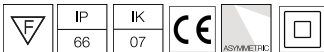
Luminous flux luminaire  
325 lm

### Electrical

|                       |              |                         |         |
|-----------------------|--------------|-------------------------|---------|
| <b>Frequency (Hz)</b> | 50-60        | <b>Emergency</b>        | Without |
| <b>Voltage (V)</b>    | 220-240      | <b>Insulation class</b> | II      |
| <b>Dimmable</b>       | No           |                         |         |
| <b>Driver</b>         | Integrated   |                         |         |
| <b>Driver type</b>    | Non Dimmable |                         |         |

### Physical

|                    |         |
|--------------------|---------|
| <b>Color</b>       | Natural |
| <b>Orientation</b> | Fixed   |
| <b>Weight (kg)</b> | 1.25    |



### Note

Carefully install and maintain the fixtures to avoid damaging the coating.  
 For LED fixtures, most problems are tied to electrical issues related to the insulation, which may cause destructive electrical discharges.

These are frequently caused by:

- power surges from the power network where fixture is connected.
- electrostatic discharge (ESD) from the environment.

We recommend installing a power-surge protection device on the fixture to reduce the intensity of these effects and prevent irreversible damages. The specific device should be chosen based on the electrical characteristics.

# Klein Pro H 600 mm Non Dimmable Anodized Natural



Minimal Klein Pro ground fixation plate, 47x57xH160 mm  
F002Z030000.A



Fixing base for solid surfaces Grey  
F002Z010006.A



Anodized aestetical pole screen  
Anodized Gold  
F002Z040073



Klein Pro base plate and fixing bolts  
85x85xH160 mm  
F002Z020000



Anodized aestetical pole screen  
Anodized Natural  
F002Z040070



Anodized aestetical pole screen  
Anodized Black  
F002Z040071



Fixing base for solid surfaces Deep Brown  
F002Z010018.A



Fixing base for solid surfaces Anthracite  
F002Z010033.A



Fixing base for solid surfaces White  
F002Z010001.A



---

Fixing base for solid surfaces Black  
F002Z010030.A