



## Kirk 120

■ 540003.6 - Grey

Adjustable projector for installation on ceiling, wall or floor.

Configuration: die-cast aluminium structure, EN AB-47100 alloy (low copper content) and AISI 316L fixing plate. Glass diffuser: extra clear with silkscreen border, fixed to the aluminium through a robotic gluing system. The wiring unit and the emitting unit are connected by an adjustable junction.

Double layer coating for high resistance to corrosion: the aluminium components are painted with a double coat using powders which are compliant with QUALICOAT standards: a first layer of epoxy powder (with excellent chemical and mechanical resistance) and a second finishing layer of polyester powder (resistant to UV rays and atmospheric agents). The entire painting process of the aluminium fitting starts from components which have been sand-blasted in advance to make the surface more porous and increase the adherence of the paint. Ares effects alkaline and acid washing to clean the surfaces completely, then rinses with demineralised water to remove any residue particles, subsequently a chemical conversion treatment is done to protect against rusting.

Protection rating: IP65

In compliance with EN60598-1 standards

Class of insulation: I

Installation: the luminaire is for direct connection to 220-230V with a LED module set to work directly connected to the mains. The luminaire is equipped with an AISI316L stainless steel fixing plate for installation on surface and IP68 connector ( $6 < \varnothing < 8$  mm cable). Ground spike available on request.

During the installation and the maintenance of the fixtures it is important to be careful and avoid damages on the paint coating.

Damages on the coating exposed to outdoor conditions or water, could cause corrosion.

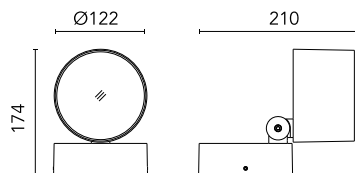
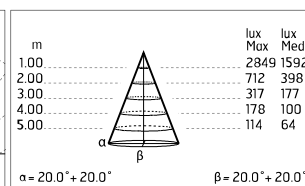
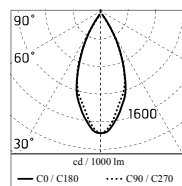
Chemical substances affect the anticorrosion covering protection.

## Main specifications

<b>Power (W)</b>	22	<b>Mountings</b>	Ceiling, Ground, Wall surface
<b>System power (W)</b>	24	<b>Environment</b>	Outdoor
<b>CCT (K)</b>	3000K		
<b>CRI</b>	80		
<b>Net lumen (lm)</b>	1610		

## Optical

<b>Lighting type</b>	Direct
<b>LED type</b>	LED array
<b>Light distribution</b>	Symmetric
<b>Optical type</b>	Medium



## Electrical

<b>Frequency (Hz)</b>	50-60	<b>Insulation class</b>	I
<b>Voltage (V)</b>	220-240		
<b>Dimmable</b>	No		
<b>Driver type</b>	Not dimmable		
<b>Emergency</b>	Without		


## Physical

<b>Color</b>	Grey
--------------	------

Kirk 120



Ground Spike Kirk 120  
268



SPD (Surge Protection Device)  
237