

### K12 In

Square luminaire for installation in wall and ground – recessed.

Configuration: die-cast aluminium structure, EN AB-47100 alloy (low copper content). Glass diffuser fixed to the aluminium body through a robotic gluing system.

Double layer coating for high resistance to corrosion: the aluminium components are painted with a double coat using powders which are compliant with QUALICOAT standards: a first layer of epoxy powder (with excellent chemical and mechanical resistance) and a second finishing layer of polyester powder (resistant to UV rays and atmospheric agents). The entire painting process of the aluminium fitting starts from components which have been sandblasted in advance to make the surface more porous and increase the adherence of the paint. Ares effects alkaline and acid washing to clean the surfaces completely, then rinses with demineralised water to remove any residue particles, subsequently a chemical conversion treatment is done to protect against rusting.

Protection rating: IP67

In compliance with EN 60598-1 standards

Class of insulation: III

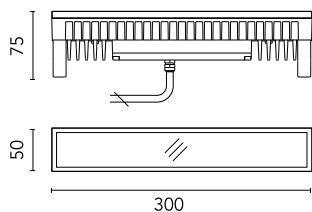
Installation: the luminaire is equipped with 300mm of cable for a quick connection. K12 Power LED is equipped with a dc/dc highly efficient converter that removes electromagnetic interference and allows parallel wiring. The whole range is protected against polarity reversal and sudden voltage peak. Outdoor use requires suitable flexible cables. Installation requires a dedicated box to be ordered separately. It is important to provide a >200mm gravel layer or a drain system (for concrete surface) to ensure good drainage and to avoid water stagnation.

We recommend the use of a connection system with a protection degree greater than or equal to the protection degree of the luminaire.

During the installation and the maintenance of the fixtures it is important to be careful and avoid damages on the paint coating.

Damages on the coating exposed to outdoor conditions or water, could cause corrosion.

Chemical substances affect the anticorrosion covering protection.

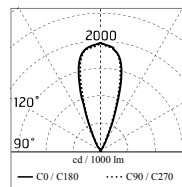


### Main specifications

<b>Power (W)</b>	9.3	<b>Mountings</b>	Ground recessed, Wall recessed
<b>System power (W)</b>	11.8	<b>Environment</b>	Outdoor
<b>CCT (K)</b>	3000K		
<b>CRI</b>	80		
<b>Net lumen (lm)</b>	697		

### Optical

<b>Lighting type</b>	Direct
<b>LED type</b>	Power LED
<b>Light distribution</b>	Symmetric
<b>Optical type</b>	Medium




m	lux Max	lux Med
5.00	58	36
4.00	90	57
3.00	161	101
2.00	362	228
1.00	1447	912

### Electrical

<b>Frequency (Hz)</b>	50-60	<b>Insulation class</b>	III
<b>Voltage (V)</b>	24		
<b>Dimmable</b>	No		
<b>Driver type</b>	Not dimmable		
<b>Emergency</b>	Without		

K12 In



Box for Installation K12Ln  
183



Suction Cup K12  
153



Power Supply 20W 220+240V/24Vdc  
Ip67  
147



Power Supply 50W 120+240V/24Vdc  
Ip67  
155



Power Supply 70W 220+240V/24Vdc  
Ip67  
110



2 Way Terminal Block 2 Poles Ip68 H2O  
Stop  
269