



In Vitro Ceiling


□ F018C25A001 - White

Lighting unit with diffuse light for exterior ceiling installation. Integrated opalescent diffuser and external protection in transparent borosilicate glass.

The structure is made of die-cast and extruded aluminium treated with a chemical conversion process for effective resistance to atmospheric agents. The body is powder coated and comes in various finishes.

Integrated LED light source with Edge Lighting optical technology to guarantee perfect uniform lighting.

Light source included. Ceiling mount. Integrated 220-240 V ON/OFF or dimmable electrical power. 110-V version upon request.

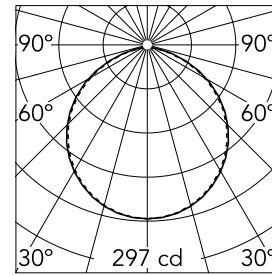


Main specifications

| | | | |
|-----------------------|-------|--------------------|---------|
| Lamp category | LED | Mountings | Ceiling |
| Power (W) | 13 | Environment | Outdoor |
| CCT (K) | 2700K | | |
| CRI | 80 | | |
| Net lumen (lm) | 667 | | |

Optical

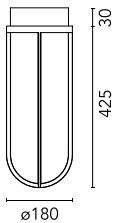
| | |
|-------------------------------|----------------|
| Lighting type | Direct |
| LED type | Edge Lighting |
| Light distribution | Symmetric |
| Optical type | Diffused light |
| Beam angle (°) | 111 |
| Beam angle C90-270 (°) | 111 |



Beam Angle: 111°

| | h(m) | E(lx) | D(m) |
|---|------|-------|------|
| 1 | 297 | 2.89 | |
| 2 | 74 | 5.79 | |
| 3 | 33 | 8.68 | |
| 4 | 19 | 11.57 | |
| 5 | 12 | 14.46 | |

Luminous flux luminaire
799 lm



Electrical

| | | | |
|-----------------------|--------------|-------------------------|---------|
| Frequency (Hz) | 50-60 | Emergency | Without |
| Voltage (V) | 220-240 | Insulation class | I |
| Dimmable | No | | |
| Driver | Integrated | | |
| Driver type | Not dimmable | | |

Physical

| | |
|--------------------|-------|
| Color | White |
| Orientation | Fixed |
| Weight (kg) | 2.8 |

Note

We recommend using a connection system with a degree of protection greater than or equal to the degree of protection of the luminaire.

During the installation and the maintenance of the fixtures it is important to be careful and avoid damages on the paint coating.

Damages on the coating exposed to outdoor conditions or water, could cause corrosion.

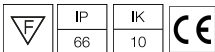
Chemical substances affect the anticorrosion covering protection.

For LED fixtures, there is evidence that most of the damages are connected to electrical effects related to the insulations, which cause destructive electrical discharges

These effects are frequently caused by:

- over voltage coming from the mains' network where fixture is connected.
- electrostatic discharge (ESD) coming from the environment.

The use of a protective device against the overvoltage on the electrical installation is warmly suggest this helps to reduce the intensity of some of these phenomenon and prevent irreversible damages. The selection of the type of device to be used must be adjust on the electrical plant.



In Vitro Ceiling



S.P.D. (SURGE PROTECTION DEVICE)
F990E00A000