

## Giulia 400 Dimmable 1-10V

■ 544009-310.6 - Grey

Round luminaire for installation on wall or ceiling – surface mounted.

Configuration: die-cast aluminium structure and frame, EN AB-47100 alloy (low copper content). Polycarbonate diffuser: opal with satin finish.

Double layer coating for high resistance to corrosion: the aluminium components are painted with a double coat using powders that are compliant with QUALICOAT standards: a first layer of epoxy powder (with excellent chemical and mechanical resistance) and a second finishing layer of polyester powder (resistant to UV rays and atmospheric agents). The entire painting process of the aluminium fitting starts from components that have been sandblasted in advance to make the surface more porous and increase the adherence of the paint. Ares effects alkaline and acid washing to clean the surfaces completely, then rinses with demineralised water to remove any residue particles, subsequently a chemical conversion treatment is done to protect against rusting.

Protection rating: IP66

In compliance with EN60598-1 standards

Class of insulation: I

Installation: the luminaire is equipped with two cable holders and a three-pole quick-connection terminal.

Giulia Ø200 and Ø300: 5mm < Ø < 10mm cables.

Giulia Ø400: 6mm < Ø < 13mm cables. Outdoor use requires suitable flexible cables assuring the watertightness of the cable holder.

During the installation and the maintenance of the fixtures it is important to be careful and avoid damages on the paint coating.

Damages on the coating exposed to outdoor conditions or water, could cause corrosion.

Chemical substances affect the anticorrosion covering protection.

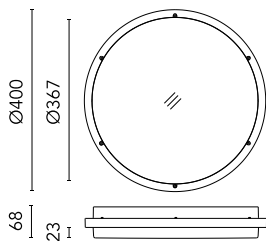
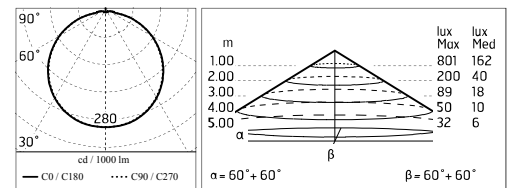


### Main specifications

<b>Power (W)</b>	19.8	<b>Mountings</b>	Ceiling and wall surface
<b>System power (W)</b>	31.5	<b>Environment</b>	Outdoor
<b>CCT (K)</b>	2700K		
<b>CRI</b>	80		
<b>Net lumen (lm)</b>	2345		

### Optical

<b>Lighting type</b>	Direct
<b>LED type</b>	Power LED
<b>Light distribution</b>	Symmetric
<b>Optical type</b>	Diffused light




### Electrical

<b>Frequency (Hz)</b>	50-60	<b>Insulation class</b>	I
<b>Voltage (V)</b>	110-240		
<b>Dimmable</b>	Yes		
<b>Driver type</b>	Electronic dimmable 1-10V		
<b>Emergency</b>	Without		

### Physical

<b>Color</b>	Grey
--------------	------

## Giulia 400 Dimmable 1-10V



---

SPD (Surge Protection Device)

237