



Flauta Spiga 1 Dimmable DALI

New

■ F019B31D018 - Deep Brown

Collection of outdoor wall-mounted light fittings with dual light emission, available in various lengths.

The units are characterised by the surface etching in two refined variations: Flauta Riga, with vertical lines, and Fluta Spiga, characterized by an elegant and sophisticated angular pattern.

Rounding out the device is a deflector accessory painted to match the finish of the lamp body. It can be installed as desired on the upper or lower head to create a decorative effect with reflected light.

The structure is made of aluminium treated with a chemical conversion process for effective resistance to atmospheric agents. The powder coating of the body is available in various finishes according to the QUALICOAT standard. The first layer of epoxy powder confers chemical and mechanical resistance. The second layer, a polyester powder finish, ensures resistance to UV rays and corrosive atmospheric agents. The painted surfaces are treated with alkali and acid washes, rinsed with demineralised water, and subjected to chemical conversion treatment to protect against rust.

Diffuser in transparent glass, sealed to guarantee water resistance.

Integrated LED light source. Driver integrated in the body of the unit for DALI dimmer control.

LED light source included. Integrated 220-240V electrical power with DALI dimmer. Comes with deflector for optional installation on the upper or lower head.

110V version upon request.

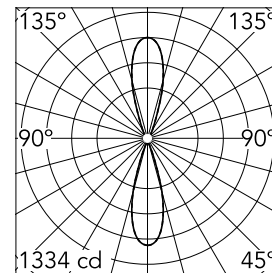


Main specifications

Lamp category	LED	Mountings	Wall
Power (W)	12	Environment	Outdoor wet location
CCT (K)	3000K		
CRI	80		
Net lumen (lm)	2x372		

Optical

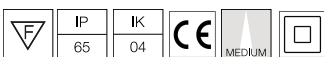
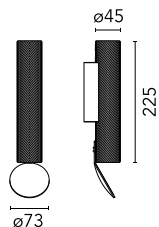
Lighting type	Indirect, Direct
LED type	Power LED
Light distribution	Symmetric
Optical type	Medium
Beam angle (°)	16
Beam angle C90-270 (°)	16
Beam angle ind (°)	16
Beam angle ind C90-270 (°)	16



Beam Angle DIR: 32°

h(m)	E(lx)	D(m)
1	1334	0.57
2	333	1.15
3	148	1.72
4	83	2.29
5	53	2.86

Luminous flux luminaire
744 lm



Electrical

Frequency (Hz)	50-60	Emergency	Without
Voltage (V)	220-240	Insulation class	II
Dimmable	Yes		
Driver	Integrated		
Driver type	Dimmable DALI		
	1		

Physical

Color	Deep Brown
Orientation	Fixed
Weight (kg)	0.6

Note

We recommend using a connection system with a degree of protection greater than or equal to the degree of protection of the luminaire.

During the installation and the maintenance of the fixtures it is important to be careful and avoid damages on the paint coating.

Damages on the coating exposed to outdoor conditions or water, could cause corrosion.

Chemical substances affect the anticorrosion covering protection.

For LED fixtures, there is evidence that most of the damages are connected to electrical effects related to the insulations, which cause destructive electrical discharges

These effects are frequently caused by:

- over Voltage coming from the Mains' network where fixture is connected.
- electrostatic discharge (ESD) coming from the environment.

The use of a protective device against the overvoltage on the electrical installation is warmly suggest this helps to reduce the intensity of some of these phenomenon and prevent irreversible damages.

