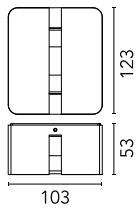



Fenestra Deep Brown

■ F2261018 - Deep Brown



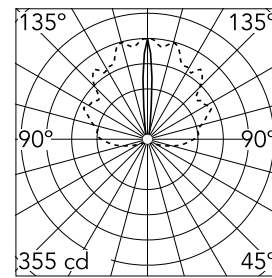
Luminaire for outdoor use for installation in a window compartment with LED light source.
 Luminaire body in die-cast aluminum EN AB-47100 (low copper content).
 High-resistance coating: after a sandblasting treatment of all components to make the surface porous and ensure a greater adhesion of the paint, the external coating is applied with a double layer with epoxy powders according to the QUALICOAT standard. The first layer of epoxy powder gives chemical and mechanical resistance, the second finishing layer of polyester powder ensures resistance to UV rays and atmospheric agents.
 The painted surfaces are treated with alkaline and acidic washes, then rinsed with demineralized water, subjected to a chemical conversion treatment to protect against oxidation.
 Thanks to the use of a dual LED source and two laminar emitting lenses, it guarantees a coverage of 270° with homogeneous distribution and excellent color uniformity.
 UV-stabilized polycarbonate diffuser, silicone seal.
 Each luminaire is equipped with a mechanical adjustment system to compensate for the inclination of the sills, and to allow the correct orientation of the luminous beam.
 Integrated 100/240V power supply. Equipped with an 1000 mm lenght outgoing neoprene cable.
 Dimmable version on request.

Main specifications

Lamp category	LED	Mountings	Floor
Power (W)	5.50	Environment	Outdoor wet location
CCT (K)	3000K		
CRI	80		
Net lumen (lm)	183		

Optical

Lighting type	Direct
LED type	Power LED
Light distribution	Asymmetric
Optical type	Elliptical
Beam angle (°)	151
Beam angle C90-270 (°)	10



Beam Angle DIR: 10°		
h(m)	E(lx)	D(m)
1	355	0.17
2	89	0.34
3	39	0.51
4	22	0.68
5	14	0.85

Luminous flux luminaire
183 lm

Electrical

Frequency (Hz)	50-60	Emergency	Without
Voltage (V)	100-240	Insulation class	I
Dimmable	No		
Driver	Integrated		
Driver type	Non Dimmable		

Physical

Color	Deep Brown
Orientation	Fixed
Weight (kg)	0.70

Note

We recommend using a connection system with a degree of protection greater than or equal to the degree of protection of the luminaire.
 During the installation and the maintenance of the fixtures it is important to be careful and avoid damages on the paint coating.
 Damages on the coating exposed to outdoor conditions or water, could cause corrosion.
 Chemical substances affect the anticorrosion covering protection.
 For LED fixtures, there is evidence that most of the damages are connected to electrical effects related to the insulations, which cause destructive electrical discharges
 These effects are frequently caused by:

- over voltage coming from the mains' network where fixture is connected.
- electrostatic discharge (ESD) coming from the environment.

The use of a protective device against the overvoltage on the electrical installation is warmly suggest this helps to reduce the intensity of some of these phenomenon and prevent irreversible damages. The selection of the type of device to be used must be adjust on the electrical plant.

Fenestra Deep Brown



S.P.D. (SURGE PROTECTION DEVICE)
F990E00A000