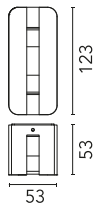



## Fenestra 24V Forest Green

■ F2252012 - Forest Green



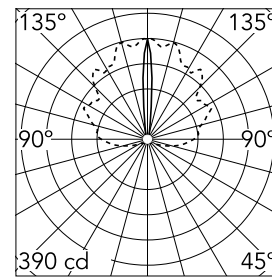
Luminaire for outdoor use for installation in a window compartment with LED light source.  
 Luminaire body in die-cast aluminum EN AB-47100 (low copper content).  
 High-resistance coating: after a sandblasting treatment of all components to make the surface porous and ensure a greater adhesion of the paint, the external coating is applied with a double layer with epoxy powders according to the QUALICOAT standard. The first layer of epoxy powder gives chemical and mechanical resistance, the second finishing layer of polyester powder ensures resistance to UV rays and atmospheric agents.  
 The painted surfaces are treated with alkaline and acidic washes, then rinsed with demineralized water, subjected to a chemical conversion treatment to protect against oxidation.  
 Thanks to the use of a dual LED source and two laminar emitting lenses, it guarantees a coverage of 270° with homogeneous distribution and excellent color uniformity.  
 UV-stabilized polycarbonate diffuser, silicone seal.  
 Each luminaire is equipped with a mechanical adjustment system to compensate for the inclination of the sills, and to allow the correct orientation of the luminous beam.  
 12-24V remote power supply to be ordered separately. Equipped with a 1000 mm length outgoing neoprene cable.

### Main specifications

<b>Lamp category</b>	LED	<b>Mountings</b>	Floor
<b>Power (W)</b>	4	<b>Environment</b>	Outdoor wet location
<b>CCT (K)</b>	4000K		
<b>CRI</b>	80		
<b>Net lumen (lm)</b>	201		

### Optical

<b>Lighting type</b>	Direct
<b>LED type</b>	Power LED
<b>Light distribution</b>	Asymmetric
<b>Optical type</b>	Elliptical
<b>Beam angle (°)</b>	151
<b>Beam angle C90-270 (°)</b>	10



Beam Angle DIR:	10°
h(m)	E(lx) D(m)
1	390 0.17
2	97 0.34
3	43 0.51
4	24 0.68
5	16 0.85

Luminous flux luminaire  
201 lm

### Electrical

<b>Frequency (Hz)</b>	50-60	<b>Insulation class</b>	III
<b>Dimmable</b>	No		
<b>Driver</b>	Remote excluded		
<b>Driver type</b>	Non Dimmable		
<b>Emergency</b>	Without		

### Physical

<b>Color</b>	Forest Green
<b>Orientation</b>	Fixed
<b>Weight (kg)</b>	0.50

### Note

We recommend using a connection system with a degree of protection greater than or equal to the degree of protection of the luminaire.  
 During the installation and the maintenance of the fixtures it is important to be careful and avoid damages on the paint coating.  
 Damages on the coating exposed to outdoor conditions or water, could cause corrosion.  
 Chemical substances affect the anticorrosion covering protection.  
 For LED fixtures, there is evidence that most of the damages are connected to electrical effects related to the insulations, which cause destructive electrical discharges  
 These effects are frequently caused by:

- over voltage coming from the mains' network where fixture is connected.
- electrostatic discharge (ESD) coming from the environment.

The use of a protective device against the overvoltage on the electrical installation is warmly suggest this helps to reduce the intensity of some of these phenomenon and prevent irreversible damages. The selection of the type of device to be used must be adjust on the electrical plant.

## Fenestra 24V Forest Green



---

Power supply 24V 8W / 110-240V IP20  
Class II selv.\_Non Dimmable  
RF25754



---

Power supply 24Vdc 50W / 120-240V  
IP67 Class II selv. Non Dimmable  
RF25755



---

Power supply 24Vdc 70W / 220-240V  
IP67 Class II selv. Non Dimmable  
RF25749




---

Power supply 24V 10W / 110-240V IP67  
Class II selv.\_Non Dimmable  
RF25757



---

Power supply 24V 10W /110-240V IP20  
Class II selv. Non Dimmable  
RF25747



---

Power supply 24V 8W / 110-240V IP65  
Class II selv. Non Dimmable  
RF25748