

## Emma 150 Cob Led Unidirectional

■ 118272151.A.12 - Forest Green

Luminaire for installation on wall – surface mounted.

Configuration: die-cast aluminium fixing base and frames, EN AB-47100 alloy (low copper content), extruded aluminium body. Glass diffuser: transparent.

Double layer coating for high resistance to corrosion: the aluminium components are painted with a double coat using powders that are compliant with QUALICOAT standards: a first layer of epoxy powder (with excellent chemical and mechanical resistance) and a second finishing layer of polyester powder (resistant to UV rays and atmospheric agents). The entire painting process of the aluminium fitting starts from components that have been sandblasted in advance to make the surface more porous and increase the adherence of the paint. Ares effects alkaline and acid washing to clean the surfaces completely, then rinses with demineralised water to remove any residue particles, subsequently a chemical conversion treatment is done to protect against rusting.

Protection rating: IP66

In compliance with EN 60598-1 standards

Class of insulation: I

Installation: wiring through two cable holders (8mm<Ø<12mm cables). Outdoor use requires suitable flexible cables assuring the watertightness of the cable holder. A quick clamp placed in the wiring unit allows an easy connection and disconnection for installation or maintenance.

During the installation and the maintenance of the fixtures it is important to be careful and avoid damages on the paint coating.

Damages on the coating exposed to outdoor conditions or water, could cause corrosion.

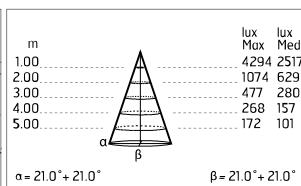
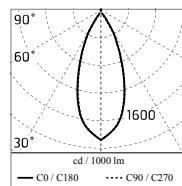
Chemical substances affect the anticorrosion covering protection.

### Main specifications

<b>Power (W)</b>	17	<b>Mountings</b>	Wall surface
<b>System power (W)</b>	20	<b>Environment</b>	Outdoor
<b>CCT (K)</b>	3000K		
<b>CRI</b>	80		
<b>Net lumen (lm)</b>	2183		

### Optical

<b>Lighting type</b>	Direct
<b>LED type</b>	LED array
<b>Light distribution</b>	Symmetric
<b>Optical type</b>	Medium




### Electrical

<b>Frequency (Hz)</b>	50-60	<b>Insulation class</b>	I
<b>Voltage (V)</b>	220-240		
<b>Dimmable</b>	No		
<b>Driver type</b>	Not dimmable		
<b>Emergency</b>	Without		

### Physical

<b>Color</b>	Forest Green
--------------	--------------

## Emma 150 Cob Led Unidirectional



---

SPD (Surge Protection Device)  
237