

## Dooku 600 Double Top Pole Ø102 mm Asymmetric Optic

■ 539032.3 - Anthracite



Projector for installation on wall or on pole (Ø76mm or Ø102mm).

Configuration: extruded aluminium structure with die-cast closing ends, EN AB-47100 alloy (low copper content).  
 Glass diffuser: extra-clear with silk-screen border, fixed to the aluminium through a robotic gluing system.  
 Double layer coating for high resistance to corrosion: the aluminium components are painted with a double coat using powders which are compliant with QUALICOAT standards: a first layer of epoxy powder (with excellent chemical and mechanical resistance) and a second finishing layer of polyester powder (resistant to UV rays and atmospheric agents). The entire painting process of the aluminium fitting starts from components which have been sand-blasted in advance to make the surface more porous and increase the adherence of the paint. Ares effects alkaline and acid washing to clean the surfaces completely, then rinses with demineralised water to remove any residue particles, subsequently a chemical conversion treatment is done to protect against rusting.

Protection rating: IP65

In compliance with EN60598-1 standards

Class of insulation: I

Installation: the luminaire is equipped with 400mm cable and a 2-way terminal block for 3-conductor cables - IP68.  
 During the installation and the maintenance of the fixtures it is important to be careful and avoid damages on the paint coating.

Damages on the coating exposed to outdoor conditions or water, could cause corrosion.

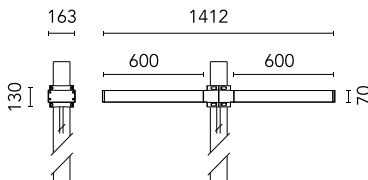
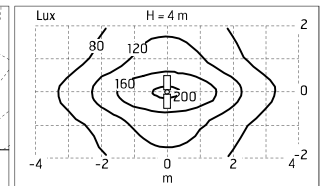
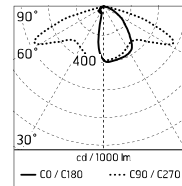
Chemical substances affect the anticorrosion covering protection.

### Main specifications

<b>Power (W)</b>	2X67,2	<b>Mountings</b>	Pole
<b>System power (W)</b>	2x78	<b>Environment</b>	Outdoor
<b>CCT (K)</b>	4000K		
<b>CRI</b>	80		
<b>Net lumen (lm)</b>	2X6243		

### Optical

<b>Lighting type</b>	Direct
<b>LED type</b>	Power LED
<b>Light distribution</b>	Symmetric
<b>Optical type</b>	Wide flood



### Electrical

<b>Frequency (Hz)</b>	50-60	<b>Insulation class</b>	I
<b>Voltage (V)</b>	220-240		
<b>Dimmable</b>	No		
<b>Driver type</b>	Not dimmable		
<b>Emergency</b>	Without		

### Physical

<b>Color</b>	Anthracite
--------------	------------

# Dooku 600 Double Top Pole Ø102 mm Asymmetric Optic



SPD (Surge Protection Device)  
237



Pole Ø 102 mm h 4000 mm With Base  
4140.3



Pole Ø 102 mm h 4000(+500 mm In-ground) mm  
4145.3



Pole Ø 102 mm h 5000 mm With Base  
4150.3



Pole Ø 102 mm h 5000(+500 mm In-ground) mm  
4155.3



Base Plate and Fixing Bolts for Pole Ø 102 mm h 4000/5000 mm with Base  
116