

Delta Bidirectional

507122.1 - White

Luminaire for installation on wall – surface mounted.

Configuration: turned aluminium body (EN AW6060 alloy) and AISI 316L stainless steel fixing bracket. Glass diffuser: extra clear with silkscreen border, fixed to the body by a double-sided tape.

Double layer coating for high resistance to corrosion: the aluminium components are painted with a double coat using powders that are compliant with QUALICOAT standards: a first layer of epoxy powder (with excellent chemical and mechanical resistance) and a second finishing layer of polyester powder (resistant to UV rays and atmospheric agents). The entire painting process of the aluminium fitting starts from components that have been sandblasted in advance to make the surface more porous and increase the adherence of the paint. Ares effects alkaline and acid washing to clean the surfaces completely, then rinses with demineralised water to remove any residue particles, subsequently a chemical conversion treatment is done to protect against rusting.

Protection rating: IP65

In compliance with EN 60598-1 standards

Class of insulation: III

Installation: the luminaire is supplied with a piece of cable (approx. 250mm) for an easy-to-make connection and it is equipped with a dc/dc resin-coated converter that removes electromagnetic interference. The luminaire is protected against polarity reversal and sudden voltage peak. Parallel wiring required.

We recommend the use of a connection system with a protection degree greater than or equal to the protection degree of the luminaire.

During the installation and the maintenance of the fixtures it is important to be careful and avoid damages on the paint coating.

Damages on the coating exposed to outdoor conditions or water, could cause corrosion.

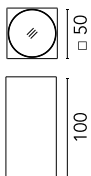
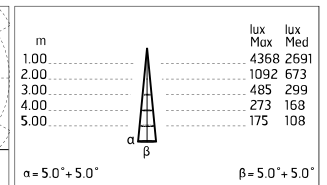
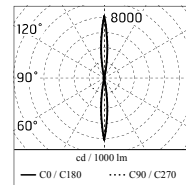
Chemical substances affect the anticorrosion covering protection.

Main specifications

Power (W)	6.6	Mountings	Wall surface
System power (W)	9	Environment	Outdoor wet location
CCT (K)	4000K		
CRI	80		
Net lumen (lm)	2X258		

Optical

Lighting type	Indirect, Direct
LED type	Power LED
Light distribution	Symmetric
Optical type	Spot



Electrical

Frequency (Hz)	50-60	Insulation class	III
Voltage (V)	24		
Dimmable	No		
Driver type	Non Dimmable		
Emergency	Without		

Physical

Color	White
--------------	-------



Delta Bidirectional



Power Supply 50W 120+240V/24Vdc
Ip67
155



Power Supply 70W 220+240V/24Vdc
Ip67
110



Power Supply 10W 110+240Vac/24Vdc
Ip20
87



Power Supply 10W 110+240Vac/24Vdc
Ip67
175