


## Clio 230V Transparent Glass

■ 032856.12 - Forest Green



Round luminaire for installation on wall or ground - recessed.

Configuration: die-cast aluminium structure, EN AB-47100 alloy (low copper content) and aluminium or AISI 316L stainless steel frame. Glass diffuser: transparent or sandblasted.

Double layer coating for high resistance to corrosion: the aluminium components are painted with a double coat using powders which are compliant with QUALICOAT standards: a first layer of epoxy powder (with excellent chemical and mechanical resistance) and a second finishing layer of polyester powder (resistant to UV rays and atmospheric agents). The entire painting process of the aluminium fitting starts from components which have been sandblasted in advance to make the surface more porous and increase the adherence of the paint. Areas effects alkaline and acid washing to clean the surfaces completely, then rinses with demineralised water to remove any residue particles, subsequently a chemical conversion treatment is done to protect against rusting.

Protection rating: IP67

In compliance with EN 60598-1 standards

Class of insulation: mains: I; low voltage: III

Installation: the luminaire is equipped with a piece of cable with a 2-way connector for 3-conductor cables (H2O STOP) for an easy-to-make connection. Outdoor use requires suitable flexible cables. Installation requires a dedicated box to be ordered separately. It is important to provide a >300mm gravel layer or a drain system (for concrete surface) to ensure good drainage and to avoid water stagnation.

We recommend the use of a connection system with a protection degree greater than or equal to the protection degree of the luminaire.

During the installation and the maintenance of the fixtures it is important to be careful and avoid damages on the paint coating.

Damages on the coating exposed to outdoor conditions or water, could cause corrosion.

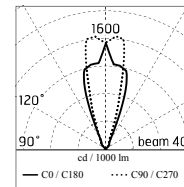
Chemical substances affect the anticorrosion covering protection.

### Main specifications

|                  |                |
|------------------|----------------|
| Power (W)        | 230            |
| System power (W) | 50             |
| Mountings        | Floor recessed |
| Environment      | Outdoor        |

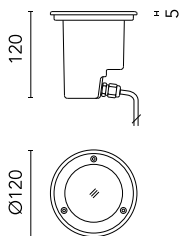
### Optical

|                    |            |
|--------------------|------------|
| Lighting type      | Direct     |
| Light distribution | Symmetric  |
| Optical type       | Wide flood |



| m    | lux  |     |
|------|------|-----|
|      | Max  | Med |
| 5.00 | 49   | 29  |
| 4.00 | 77   | 45  |
| 3.00 | 136  | 80  |
| 2.00 | 307  | 180 |
| 1.00 | 1228 | 718 |

$\alpha = 16.0^\circ \pm 16.0^\circ$        $\beta = 20.0^\circ \pm 20.0^\circ$



### Electrical

|                |              |                  |         |
|----------------|--------------|------------------|---------|
| Frequency (Hz) | 50-60        | Emergency        | Without |
| Voltage (V)    | 230          | Insulation class | I       |
| Lamp holder    | GZ10         |                  |         |
| Dimmable       | No           |                  |         |
| Driver type    | Not dimmable |                  |         |

### Physical

|       |              |
|-------|--------------|
| Color | Forest Green |
|-------|--------------|

## Clio 230V Transparent Glass



---

Box for Installation Clio  
20

---

3/4 Way Terminal Block 4 Poles Ip68  
H2O Stop  
215