


## Clio 12V Transparent Glass

■ 033315.18 - Deep Brown



Round luminaire for installation on wall or ground - recessed.

Configuration: die-cast aluminium structure, EN AB-47100 alloy (low copper content) and aluminium or AISI 316L stainless steel frame. Glass diffuser: transparent or sandblasted.

Double layer coating for high resistance to corrosion: the aluminium components are painted with a double coat using powders which are compliant with QUALICOAT standards: a first layer of epoxy powder (with excellent chemical and mechanical resistance) and a second finishing layer of polyester powder (resistant to UV rays and atmospheric agents). The entire painting process of the aluminium fitting starts from components which have been sandblasted in advance to make the surface more porous and increase the adherence of the paint. Areas affected alkaline and acid washing to clean the surfaces completely, then rinses with demineralised water to remove any residue particles, subsequently a chemical conversion treatment is done to protect against rusting.

Protection rating: IP67

In compliance with EN 60598-1 standards

Class of insulation: mains: I; low voltage: III

Installation: the luminaire is equipped with a piece of cable with a 2-way connector for 3-conductor cables (H2O STOP) for an easy-to-make connection. Outdoor use requires suitable flexible cables. Installation requires a dedicated box to be ordered separately. It is important to provide a >300mm gravel layer or a drain system (for concrete surface) to ensure good drainage and to avoid water stagnation.

We recommend the use of a connection system with a protection degree greater than or equal to the protection degree of the luminaire.

During the installation and the maintenance of the fixtures it is important to be careful and avoid damages on the paint coating.

Damages on the coating exposed to outdoor conditions or water, could cause corrosion.

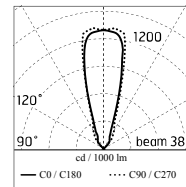
Chemical substances affect the anticorrosion covering protection.

### Main specifications

Power (W)	12
System power (W)	50
Mountings	Floor recessed
Environment	Outdoor

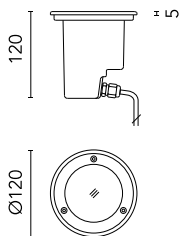
### Optical

Lighting type	Direct
Light distribution	Symmetric
Optical type	Wide flood



m	lux	
	Max	Med
5.00	40	27
4.00	62	42
3.00	110	74
2.00	248	166
1.00	993	665

$\alpha = 16.0^\circ + 16.0^\circ$        $\beta = 16.0^\circ + 16.0^\circ$



### Electrical

Frequency (Hz)	50-60	Emergency	Without
Voltage (V)	12	Insulation class	III
Lamp holder	GU5.3		
Dimmable	No		
Driver type	Not dimmable		

### Physical

Color	Deep Brown
-------	------------

## Clio 12V Transparent Glass



---

Box for Installation Clio  
20



---

3/4 Way Terminal Block 4 Poles Ip68  
H2O Stop  
215



---

Transformer 50W 230V/12V 50Hz Ip66  
16



---

Transformer 200W 230V/12V 50Hz Ip66  
17



---

Transformer 300W 230V/12V 50Hz Ip66  
18