

Climber Down - 175 Anthracite_Dimmable 1-10V

■ F1145033-310 - Anthracite



Outdoor wall-mounted luminaire with LED light source.
Single downwards emission version.

EN AB-47100 aluminium die-cast body with low copper content. Asymmetrical optics housing: the optics in the lower part is retracted and protected by a shield to limit bothersome glare and maximize visual comfort. The micro-texturized glass diffusers are glued to ensure water resistance and texturized to ensure a uniform light beam generated by each individual LED, maintaining excellent lighting efficiency.

High-resistance coating: after sandblasting all components to create a porous surface and ensure greater adhesion of the paint, a double layer of external coating is applied according to the QUALICOAT standard. The first layer of epoxy powder confers chemical and mechanical resistance; the second layer, a polyester powder finish, ensures resistance to UV rays and atmospheric agents.

The painted surfaces are treated with alkaline and acid washes, then rinsed with demineralized water and subjected to a chemical conversion treatment for rust protection.

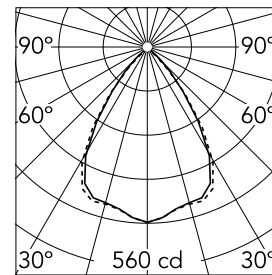
Integrated 110/240 V power supply. Supplied with an 80-mm length of neoprene cable.

Main specifications

Lamp category	LED	Mountings	Wall
Power (W)	12	Environment	Outdoor wet location
CCT (K)	4000K		
CRI	80		
Net lumen (lm)	740		

Optical

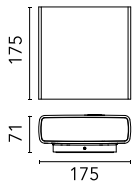
Lighting type	Direct
LED type	Power LED
Light distribution	Symmetric
Optical type	Flood
Beam angle (°)	70
Beam angle C90-270 (°)	70



Beam Angle: 70°

h(m)	E(lx)	D(m)
1	560	1.41
2	140	2.83
3	62	4.24
4	35	5.65
5	22	7.06

Luminous flux luminaire
740 lm



Electrical

Frequency (Hz)	50-60	Emergency	Without
Voltage (V)	110-240	Insulation class	I
Dimmable	Yes		
Driver	Integrated		
Driver type	Dimmable 1-10V		

Physical

Color	Anthracite
Orientation	Fixed
Weight (kg)	2.13

Note

We recommend using a connection system with a degree of protection greater than or equal to the degree of protection of the luminaire.

During the installation and the maintenance of the fixtures it is important to be careful and avoid damages on the paint coating.

Damages on the coating exposed to outdoor conditions or water, could cause corrosion.

Chemical substances affect the anticorrosion covering protection.

For LED fixtures, there is evidence that most of the damages are connected to electrical effects related to the insulations, which cause destructive electrical discharges


These effects are frequently caused by:

- over voltage coming from the mains' network where fixture is connected.
- electrostatic discharge (ESD) coming from the environment.

The use of a protective device against the overvoltage on the electrical installation is warmly suggest this helps to reduce the intensity of some of these phenomenon and prevent irreversible damages. The selection of the type of device to be used must be adjust on the electrical plant.



Climber Down - 175 Anthracite_Dimmable 1-10V



S.P.D. (SURGE PROTECTION DEVICE)

F990E00A000