

Cielo L 645 Dimmable Dali

Linear luminaire for installation in ground or ceiling – recessed.

Configuration: extruded aluminium body and die-cast double closing end on each side. Glass diffuser: 8mm thick transparent or sandblasted with silkscreen border, fixed to the aluminium body through a robotic gluing system. Double layer coating for high resistance to corrosion: the aluminium components are painted with a double coat using powders which are compliant with QUALICOAT standards: a first layer of epoxy powder (with excellent chemical and mechanical resistance) and a second finishing layer of polyester powder (resistant to UV rays and atmospheric agents). The entire painting process of the aluminium fitting starts from components which have been sandblasted in advance to make the surface more porous and increase the adherence of the paint. Ares effects alkaline and acid washing to clean the surfaces completely, then rinses with demineralised water to remove any residue particles, subsequently a chemical conversion treatment is done to protect against rusting.

Protection rating: IP67

In compliance with EN 60598-1 standards

Class of insulation: fluorescent lamp: II; LED module: I

Installation: the electrical components are installed on a removable frame. Wiring through two plastic M20 cable glands ($6 < \phi < 12$ mm cables) placed on one of the two closing ends where a plastic box allows connection to the removable electric module. RGB version: the luminaire is equipped with two pieces of cable for an easy-to-make connection. Outdoor use requires suitable flexible cables assuring the watertightness of the cable gland.

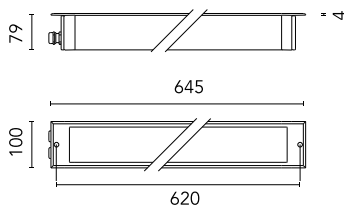
Installation requires a dedicated box to be ordered separately. It is important to provide a >200mm gravel layer or a drain system (for concrete surfaces) to ensure good drainage and to avoid water stagnation.

We recommend the use of a connection system with a protection degree greater than or equal to the protection degree of the luminaire.

During the installation and the maintenance of the fixtures it is important to be careful and avoid damages on the paint coating.

Damages on the coating exposed to outdoor conditions or water, could cause corrosion.

Chemical substances affect the anticorrosion covering protection.

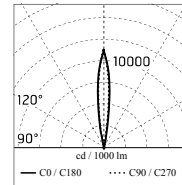


Main specifications

Power (W)	13.2	Mountings	Floor recessed, Ceiling recessed
System power (W)	16	Environment	Outdoor
CCT (K)	3000K		
CRI	80		
Net lumen (lm)	1314		

Optical

Lighting type	Direct
LED type	Power LED
Light distribution	Symmetric
Optical type	Spot



m	α	β	lux Max	lux Med
5.00	α = 6.0° + 6.0°	β = 6.0° + 6.0°	637	397
4.00			995	621
3.00			1769	1104
2.00			3980	2484
1.00			15922	9936

Electrical

Frequency (Hz)	50-60	Insulation class	I
Voltage (V)	220-240		
Dimmable	Yes		
Driver type	Electronic dimmable DALI		
Emergency	Without		


Cielo L 645 Dimmable Dali



Box for Installation Cielo L 645 mm
71



Frame For Ceiling Recessed
Installation Cielo L 645
81



SPD (Surge Protection Device)
237