

## Cielo L 645 Dimmable 1-10V

Linear luminaire for installation in ground or ceiling – recessed.

Configuration: extruded aluminium body and die-cast double closing end on each side. Glass diffuser: 8mm thick transparent or sandblasted with silkscreen border, fixed to the aluminium body through a robotic gluing system. Double layer coating for high resistance to corrosion: the aluminium components are painted with a double coat using powders which are compliant with QUALICOAT standards: a first layer of epoxy powder (with excellent chemical and mechanical resistance) and a second finishing layer of polyester powder (resistant to UV rays and atmospheric agents). The entire painting process of the aluminium fitting starts from components which have been sandblasted in advance to make the surface more porous and increase the adherence of the paint. Ares effects alkaline and acid washing to clean the surfaces completely, then rinses with demineralised water to remove any residue particles, subsequently a chemical conversion treatment is done to protect against rusting.

Protection rating: IP67

In compliance with EN 60598-1 standards

Class of insulation: fluorescent lamp: II; LED module: I

Installation: the electrical components are installed on a removable frame. Wiring through two plastic M20 cable glands ( $6 < \phi < 12$ mm cables) placed on one of the two closing ends where a plastic box allows connection to the removable electric module. RGB version: the luminaire is equipped with two pieces of cable for an easy-to-make connection. Outdoor use requires suitable flexible cables assuring the watertightness of the cable gland.

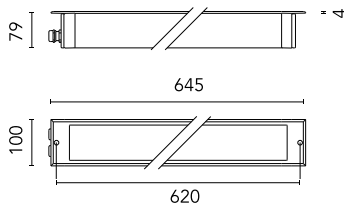
Installation requires a dedicated box to be ordered separately. It is important to provide a >200mm gravel layer or a drain system (for concrete surfaces) to ensure good drainage and to avoid water stagnation.

We recommend the use of a connection system with a protection degree greater than or equal to the protection degree of the luminaire.

During the installation and the maintenance of the fixtures it is important to be careful and avoid damages on the paint coating.

Damages on the coating exposed to outdoor conditions or water, could cause corrosion.

Chemical substances affect the anticorrosion covering protection.

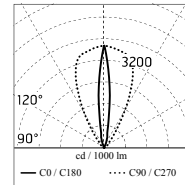


### Main specifications

<b>Power (W)</b>	13.2	<b>Mountings</b>	Floor recessed, Ceiling recessed
<b>System power (W)</b>	16	<b>Environment</b>	Outdoor
<b>CCT (K)</b>	3000K		
<b>CRI</b>	80		
<b>Net lumen (lm)</b>	1155		

### Optical

<b>Lighting type</b>	Direct
<b>LED type</b>	Power LED
<b>Light distribution</b>	Asymmetric
<b>Optical type</b>	Elliptical



m	lux	
	Max	Med
5.00	184	113
4.00	287	176
3.00	511	313
2.00	1149	704
1.00	4597	2816

$\alpha = 6.0^\circ + 6.0^\circ$        $\beta = 27.0^\circ + 27.0^\circ$

### Electrical

<b>Frequency (Hz)</b>	50-60	<b>Insulation class</b>	I
<b>Voltage (V)</b>	220-240		
<b>Dimmable</b>	Yes		
<b>Driver type</b>	Electronic dimmable 1-10V		
<b>Emergency</b>	Without		

## Cielo L 645 Dimmable 1-10V




---

Box for Installation Cielo L 645 mm  
71



---

Frame For Ceiling Recessed  
Installation Cielo L 645  
81



---

SPD (Surge Protection Device)  
237