

Chiara 230V

530003.0 - Inox

Round luminaire for installation on wall or ground – recessed.

Configuration: die-cast aluminium structure, EN AB-47100 alloy (low copper content) and AISI 316L blasted stainless steel frame. Glass diffuser: Sandblasted with silkscreen border, fixed to the aluminium body through a robotic gluing system.

Double layer coating for high resistance to corrosion: the aluminium components are painted with a double coat using powders which are compliant with QUALICOAT standards: a first layer of epoxy powder (with excellent chemical and mechanical resistance) and a second finishing layer of polyester powder (resistant to UV rays and atmospheric agents). The entire painting process of the aluminium fitting starts from components which have been sandblasted in advance to make the surface more porous and increase the adherence of the paint. Ares effects alkaline and acid washing to clean the surfaces completely, then rinses with demineralised water to remove any residue particles, subsequently a chemical conversion treatment is done to protect against rusting.

Protection rating: IP67

In compliance with EN 60598-1 standards

Class of insulation: mains: I; low-voltage: III

Installation: the luminaire is equipped with a piece of cable for an easy-to-make connection. 220-230V version: the cable is supplied with a 2-way connector for 3-conductor cables (H2O STOP) for an easy-to-make connection. 24V version: the cable is integrated with an H2O STOP device. Outdoor use requires suitable flexible cables.

Installation requires a dedicated box to be ordered separately. It is important to provide a >200mm gravel layer or a drain system (for concrete surface) to ensure good drainage and to avoid water stagnation.

We recommend the use of a connection system with a protection degree greater than or equal to the protection degree of the luminaire.

During the installation and the maintenance of the fixtures it is important to be careful and avoid damages on the paint coating.

Damages on the coating exposed to outdoor conditions or water, could cause corrosion.

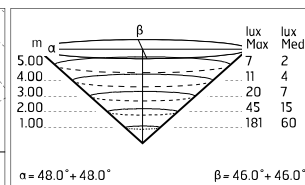
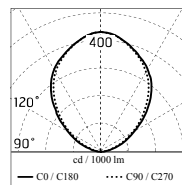
Chemical substances affect the anticorrosion covering protection.

Main specifications

Power (W)	6.5	Mountings	Wall recessed, Floor recessed
System power (W)	7	Environment	Outdoor wet location
CCT (K)	3000K		
CRI	80		
Net lumen (lm)	453		

Optical

Lighting type	Direct
LED type	Power LED
Light distribution	Symmetric
Optical type	Diffused light



Electrical

Frequency (Hz)	50-60	Insulation class	I
Voltage (V)	220-230		
Dimmable	No		
Driver type	Non Dimmable		
Emergency	Without		


Physical

Color	Inox
-------	------

Chiara 230V



3/4 Way Terminal Block 4 Poles Ip68
H2O Stop
215



SPD (Surge Protection Device)
237



Box for Installation Chiara
50