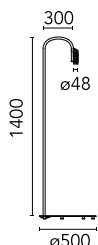



Caule Floor 3 Nest

New

■ F016N43K018 - Deep Brown



Collection of outdoor lighting units in a movable floor lamp version, both available in different heights. The lamps are characterized by their soft, pliable stem. The lamp head is available in two different models: solid, for direct soft light, or with a 'nest' cover, a metallic mesh creating a unique wash of diffuse light. The structure of the stem is made of AISI 304 stainless steel for effective resistance to atmospheric agents. The base of the movable floor version is made of AISI 304 stainless steel. The lamp head, which holds the included LED light source, is made of moulded aluminium; the cover of the 'nest' version is made of a metallic mesh in AISI 316L stainless steel. The structure is treated with a chemical conversion process for effective resistance to atmospheric agents. The screen protecting the light source is made of sanded glass for the solid head and methacrylate for the 'nest' version. The floor lamp version comes with 5 metres of cable appropriate for outdoor use with a Schuko IP44 and IP65 backlit pedal dimmer switch for easy ON/OFF and to adjust the amount of light.

LED light source included. Integrated 220–240V 50–60 Hz electrical power. Cable suitable for outdoors, 5-m long with Schuko IP44 plug. IP65 backlit pedal dimmer switch on the cable for easy ON/OFF and to adjust the amount of light.

110V version upon request.

Integrated dimmer control switch (on the cable).

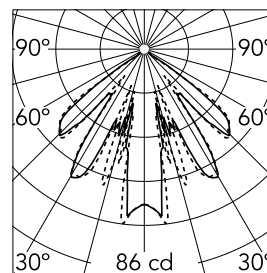
CASAMBI function on demand.

Main specifications

Lamp category	LED	Mountings	Floor
Power (W)	10	Environment	Outdoor wet location
CCT (K)	4000K		
CRI	80		
Net lumen (lm)	143		

Optical

Lighting type	Direct
LED type	Power LED
Light distribution	Symmetric
Optical type	Wide flood



Beam Angle: 23°

h(m)	E(lx)	D(m)
1	86	0.40
2	22	0.80
3	10	1.20
4	5	1.60
5	3	2.01

Electrical

Frequency (Hz)	50-60	Emergency	Without
Voltage (V)	220-240	Insulation class	II
Dimmable	Yes		
Driver	Integrated		
Driver type	Dimmer on board		

Physical

Color	Deep Brown
Orientation	Fixed
Weight (kg)	6

Note

We recommend using a connection system with a degree of protection greater than or equal to the degree of protection of the luminaire.

During the installation and the maintenance of the fixtures it is important to be careful and avoid damages on the paint coating.

Damages on the coating exposed to outdoor conditions or water, could cause corrosion.

Chemical substances affect the anticorrosion covering protection.

For LED fixtures, there is evidence that most of the damages are connected to electrical effects related to the insulations, which cause destructive electrical discharges

These effects are frequently caused by:

- over voltage coming from the mains' network where fixture is connected.
- electrostatic discharge (ESD) coming from the environment.

The use of a protective device against the overvoltage on the electrical installation is warmly suggest this helps to reduce the intensity of some of these phenomenon and prevent irreversible damages. The selection of the type of

