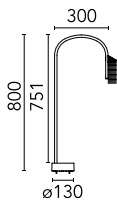



Caule Bollard Nest 1 Dimmable DALI

New

F016B31D012 - Forest Green



Collection of outdoor lighting units in bollard version, both available in different heights. The lamps are characterized by their soft, pliable stem. The lamp head is available in two different models: solid, for direct soft light, or with a 'nest' cover, a metallic mesh creating a unique wash of diffuse light. The structure of the stem is made of AISI 304 stainless steel for effective resistance to atmospheric agents. The base for and the bollard version is made of die-cast aluminium. The lamp head, which holds the included LED light source, is made of moulded aluminium; the cover of the 'nest' version is made of a metallic mesh in AISI 316L stainless steel. The structure is treated with a chemical conversion process for effective resistance to atmospheric agents. The screen protecting the light source is made of sanded glass for the solid head and methacrylate for the 'nest' version. The bollard version comes with a 200-mm length of neoprene cable and is ready for installation on any flooring. Optional accessory (sold separately): box for installation on flooring laid over concrete.

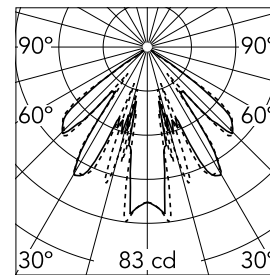
LED light source included. Integrated 220–240V ON/OFF or dimmable electrical power. The device may be installed on any flooring with anchors. Box for installation on flooring laid over concrete sold separately. 110V version upon request.

Main specifications

Lamp category	LED	Mountings	Ground
Power (W)	5	Environment	Outdoor wet location
CCT (K)	3000K		
CRI	80		
Net lumen (lm)	137		

Optical

Lighting type	Direct
LED type	Power LED
Light distribution	Symmetric
Optical type	Wide flood



Beam Angle:	23°		
h(m)	E(lx)	D(m)	
1	83	0.40	
2	21	0.80	
3	9	1.20	
4	5	1.60	
5	3	2.01	

Luminous flux luminaire
137 lm

Electrical

Frequency (Hz)	50-60	Emergency	Without
Voltage (V)	220-240	Insulation class	I
Dimmable	Yes		
Driver	Integrated		
Driver type	Dimmable DALI		
	1		

Physical

Color	Forest Green
Orientation	Fixed
Weight (kg)	1.9

Note

We recommend using a connection system with a degree of protection greater than or equal to the degree of protection of the luminaire. During the installation and the maintenance of the fixtures it is important to be careful and avoid damages on the paint coating. Damages on the coating exposed to outdoor conditions or water, could cause corrosion. Chemical substances affect the anticorrosion covering protection. For LED fixtures, there is evidence that most of the damages are connected to electrical effects related to the insulations, which cause destructive electrical discharges. These effects are frequently caused by:

- over voltage coming from the mains' network where fixture is connected.
- electrostatic discharge (ESD) coming from the environment.

The use of a protective device against the overvoltage on the electrical installation is warmly suggest this helps to reduce the intensity of some of these phenomenon and prevent irreversible damages. The selection of the type of device to be used must be adjust on the electrical plant.



Caule Bollard Nest 1 Dimmable DALI



S.P.D. (SURGE PROTECTION DEVICE)
F990E00A000

Box for ground installation
F016Z000000