

Captain Flint Outdoor W1 Dimmable DALI

■ F011W30D005 - Brushed Stainless Steel



Luminaire for wall-mounting with diffuse light emission and fixed head.

Rose, frame and cone in 316L polished or painted stainless steel or polished brass finishes. Structural parts have been treated with a chemical conversion process for effective resistance against atmospheric conditions. Diffuser in photo-recorded and injection molded UV-resistant opalescent polycarbonate. LED light source included.

Integrated 220-240V DALI dimmable electrical power.

Connection is quickly ensured in the rose with the plug & play electrical connection and the IP68 connector included. Clamp bracket included.

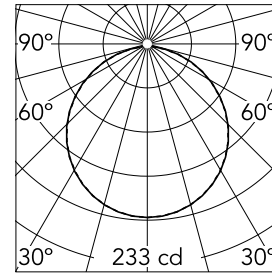
110V version upon request

Main specifications

Number of heads	1	Net lumen (lm)	658
Lamp category	LED	Mountings	Ceiling and wall surface
Power (W)	11		
CCT (K)	3000K		
CRI	80		

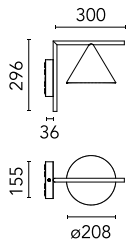

Optical

Lighting type	Direct
LED type	LED array
Light distribution	Symmetric
Optical type	Diffused light
Beam angle (°)	112
Beam angle C90-270 (°)	112



Beam Angle: 112°		
h(m)	E(lx)	D(m)
1	233	2.95
2	58	5.91
3	26	8.86
4	15	11.81
5	9	14.76

Luminous flux luminaire
658 lm



Electrical

Frequency (Hz)	50-60	Emergency	Without
Voltage (V)	220-240	Insulation class	I
Dimmable	Yes		
Driver	Integrated		
Driver type	Dimmable DALI		
	1		

Physical

Color	Brushed Stainless Steel
Orientation	Fixed
Weight (kg)	2.1
Spot diameter (mm)	208
Length (mm)	336

Note

110V version upon request.

