

## Captain Flint Outdoor W1 Dimmable DALI


■ F011W20D018 - Deep Brown

Luminaire for wall-mounting with diffuse light emission and fixed head.

Rose, frame and cone in 316L polished or painted stainless steel or polished brass finishes. Structural parts have been treated with a chemical conversion process for effective resistance against atmospheric conditions. Diffuser in photo-recorded and injection molded UV-resistant opalescent polycarbonate. LED light source included. Integrated 220-240V DALI dimmable electrical power.

Connection is quickly ensured in the rose with the plug & play electrical connection and the IP68 connector included. Clamp bracket included.

110V version upon request

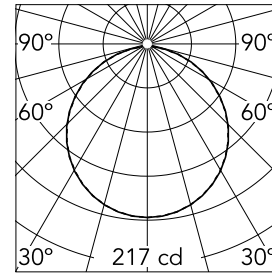


### Main specifications

<b>Number of heads</b>	1	<b>Net lumen (lm)</b>	613
<b>Lamp category</b>	LED	<b>Mountings</b>	Ceiling and wall surface
<b>Power (W)</b>	11		
<b>CCT (K)</b>	2700K		
<b>CRI</b>	80		

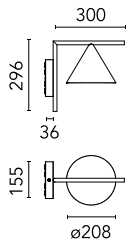
### Optical

<b>Lighting type</b>	Direct
<b>LED type</b>	LED array
<b>Light distribution</b>	Symmetric
<b>Optical type</b>	Diffused light
<b>Beam angle (°)</b>	112
<b>Beam angle C90-270 (°)</b>	112



<b>Beam Angle: 112°</b>		
<b>h(m)</b>	<b>E(lx)</b>	<b>D(m)</b>
1	217	2.95
2	54	5.91
3	24	8.86
4	14	11.81
5	9	14.76

Luminous flux luminaire  
613 lm



### Electrical

<b>Frequency (Hz)</b>	50-60	<b>Emergency</b>	Without
<b>Voltage (V)</b>	220-240	<b>Insulation class</b>	I
<b>Dimmable</b>	Yes		
<b>Driver</b>	Integrated		
<b>Driver type</b>	Dimmable DALI		
	1		

### Physical

<b>Color</b>	Deep Brown
<b>Orientation</b>	Fixed
<b>Weight (kg)</b>	2.1
<b>Spot diameter (mm)</b>	208
<b>Length (mm)</b>	336

### Note

110V version upon request.

