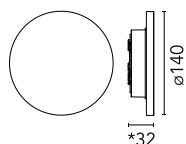



## Camouflage 140 mm Forest Green

■ F1312012 - Forest Green



\*Concrete, crema d'orcina,  
basaltina H = 35 mm



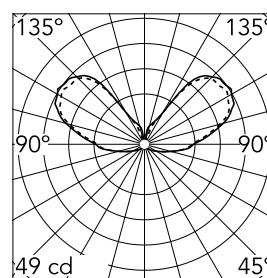
Collection of products for outdoor use, for wall installation with LED light source  
Dissipating aluminum body with diffuser in transparent polycarbonate.  
The Crema d'Orcia and Basaltina stone finishes are made by fastening high-strength, high-resistance adhesive to a stone plate created by means of mechanical machining from a solid block.  
The concrete finishing is made by fastening a poured cement plate reinforced with fiberglass using a single component high strength, high-resistance adhesive. The Primer version is painted after installation with normal water-based colors (tempera, stucco, water-based paints) to ensure maximum uniformity with the architecture.  
The aluminum versions are finished with a high-resistance coating: after a sandblasting treatment of all components to make the surface porous and ensure a greater adhesion of the paint, the external coating is applied with a double layer with epoxy powders according to the QUALICOAT standard. The first layer of epoxy powder gives chemical and mechanical resistance, the second finishing layer of polyester powder ensures resistance to UV rays and atmospheric agents.  
The painted surfaces are treated with alkaline and acidic washes, then rinsed with demineralized water, subjected to a chemical conversion treatment to protect against oxidation.  
24V remote power supply to be ordered separately. Includes power cable of 100 mm. The power supply can be installed remotely (installation box not required) or housed at the back of the luminaire in the optional installation box.

### Main specifications

<b>Lamp category</b>	LED	<b>Mountings</b>	Wall surface
<b>Power (W)</b>	8	<b>Environment</b>	Outdoor wet location
<b>CCT (K)</b>	4000K		
<b>CRI</b>	80		
<b>Net lumen (lm)</b>	579		

### Optical

<b>Lighting type</b>	Direct
<b>LED type</b>	Power LED
<b>Light distribution</b>	Symmetric
<b>Optical type</b>	Diffused light
<b>Beam angle (°)</b>	157
<b>Beam angle C90-270 (°)</b>	157



Luminous flux luminaire  
579 lm

### Electrical

<b>Frequency (Hz)</b>	50-60	<b>Insulation class</b>	III
<b>Dimmable</b>	Yes		
<b>Driver</b>	Remote excluded		
<b>Driver type</b>	Non Dimmable, Dimmable 1-10V, Dimmable DALI 1		
<b>Emergency</b>	Without		

### Physical

<b>Color</b>	Forest Green
<b>Orientation</b>	Fixed
<b>Weight (kg)</b>	0.45

### Note

We recommend using a connection system with a degree of protection greater than or equal to the degree of protection of the luminaire.  
During the installation and the maintenance of the fixtures it is important to be careful and avoid damages on the paint coating.  
Damages on the coating exposed to outdoor conditions or water, could cause corrosion.  
Chemical substances affect the anticorrosion covering protection.  
For LED fixtures, there is evidence that most of the damages are connected to electrical effects related to the insulations, which cause destructive electrical discharges  
These effects are frequently caused by:  
• over voltage coming from the mains' network where fixture is connected.  
• electrostatic discharge (ESD) coming from the environment.

reduce the intensity of some of these phenomenon and prevent irreversible damages. The selection of the type of device to be used must be adjust on the electrical plant.

# Camouflage 140 mm Forest Green



Power supply 24V 8W / 110-240V IP65  
Class II selv. Non Dimmable  
RF25748



Power supply 24Vdc 70W / 220-240V  
IP67 Class II selv. Non Dimmable  
RF25749



Power supply 24Vdc 50W / 120-240V  
IP67 Class II selv. Non Dimmable  
RF25755



Power supply 24Vdc 100W / 120-240V  
IP67 Class II selv. Non Dimmable  
RF25756



Power supply 24V 10W / 110-240V IP20  
Class II selv. Non Dimmable  
RF25747



Power supply 24Vdc 20W / 110-240Vdc  
(15W@110V) IP67 Class II selv.  
Dimmable DALI  
RF26387



Power supply 24Vdc 20W / 220- 240V  
IP67 Class II selv. Non Dimmable  
RF25752



Box for installation  
F1318000



Power supply 24Vdc 17W / 110-240V  
(15W@110V) IP20 Class II selv.  
Dimmable 1-10V  
RF25750