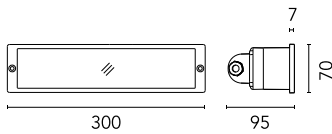


Camilla 230 24V

115147214.1 - White



Rectangular luminaire for installation in the wall – recessed.

Configuration: die-cast aluminium structure, EN AB-47100 alloy (low copper content). Glass diffuser: sandblasted with silkscreen border, fixed to the aluminium structure through a robotic gluing system.

Double layer coating for high resistance to corrosion: the aluminium components are painted with a double coat using powders which are compliant with QUALICOAT standards: a first layer of epoxy powder (with excellent chemical and mechanical resistance) and a second finishing layer of polyester powder (resistant to UV rays and atmospheric agents). The entire painting process of the aluminium fitting starts from components which have been sandblasted in advance to make the surface more porous and increase the adherence of the paint. Ares effects alkaline and acid washing to clean the surfaces completely, then rinses with demineralised water to remove any residue particles, subsequently a chemical conversion treatment is done to protect against rusting.

Protection rating: IP65

In compliance with EN 60598-1 standards

Class of insulation: mains: I; LED module: I, III; RGB: III

Installation: Electrical components housed into the removable back side. Wiring through two M16 cable glands for (4,5ϕ<math><10\text{mm}</math> cables). Outdoor use requires suitable flexible cables assuring the watertightness of the cable gland. Installation requires a dedicated box to be ordered separately.

During the installation and the maintenance of the fixtures it is important to be careful and avoid damages on the paint coating.

Damages on the coating exposed to outdoor conditions or water, could cause corrosion.

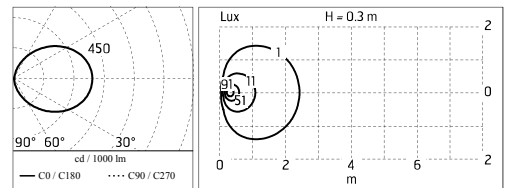
Chemical substances affect the anticorrosion covering protection.

Main specifications

Power (W)	4	Mountings	Wall recessed
System power (W)	5	Environment	Outdoor
CCT (K)	2700K		
CRI	80		
Net lumen (lm)	180		

Optical

Lighting type	Direct
LED type	Power LED
Light distribution	Symmetric
Optical type	Medium



Electrical

Frequency (Hz)	50-60	Insulation class	III
Voltage (V)	24		
Dimmable	Yes		
Driver type	Electronic dimmable		
Emergency	Without		


Physical

Color	White
--------------	-------

Camilla 230 24V



Box for Installation Camilla 230
123



Power Supply 100÷240Vac/ 8W at
24Vdc/ 6W at 350mA Ip65
106



Power Supply 10W 110÷240Vac/24Vdc
Ip20
87



Power Supply 10W 110÷240Vac/24Vdc
Ip67
175



Power Supply 17W 110÷240V/24Vdc
Ip20
144



Power Supply 17W 110÷240V/24Vdc
Ip67
176



Power Supply Dali 20W
110÷240V/24Vdc Ip67
252



Power Supply 50W 120÷240V/24Vdc
Ip67
155



Power Supply 70W 220÷240V/24Vdc
Ip67
110



Power Supply 96W 120÷277V/24Vdc

Ip67

156